

Impact Wrench 3/4"

CP6060 SASAR

Teasing throttle for better control



Clutch: 2-Jaw

CP6060 ZASAB

with Special Zinc Housing
Non sparking impact wrench for explosive environment




Clutch: 2-Jaw



CP9561

Fast rundown



Clutch: Pin - Oil-Bath

75 to 650 ft.lb (102 to 880 Nm)

FEATURES and BENEFITS

- The Best Super Duty application 3/4" impact available
- Reliable and powerful to 2 Jaw clutch
- Durable Steel Clutch Housing for Super Duty harsh applications
- Pistol Shape with 3-piece construction engineered for easy maintenance
- Balanced to reduce fatigue and increase operator comfort



Clutch : 2-Jaw

Available in 1" Hole:
CP6060 SASAK

CP6060 SASAB

JOINT TYPE

DRIVE	MODEL	DUTY	SOFT	MEDIUM	HARD	VERY HARD
3/4"	CP6060	***	x	x	x	
	CP9561	*		x	x	x


Torque ranges should be used as a guide only. Final torque will depend on the joint, operating pressure and drive accessories.

MODEL	PART NUMBER	BOLT SIZE GRADE		DRIVE	CLUTCH TYPE	HANDLE STYLE	BLOWS PER MIN.	FREE SPEED	WORKING TORQUE (FW)*		MAX. TORQUE (REV)**		NET WEIGHT		AIR CONS. ***		AIR INLET
		SAE 5 in.	ISO 8.8 mm						in.	ft.lb	Nm	ft.lb	Nm	lb	kg	cfm	
CP6060 SASAB	T024059	3/4 - 1	22-34	3/4	2-Jaw	P	1,000	3,500	195-650	265-880	1,000	1,350	11.7	5.3	42	19.8	3/8"
CP6060 SASAR	T024058	3/4 - 1	22-34	3/4	2-Jaw	P	1,000	3,500	195-650	265-880	1,000	1,350	11.9	5.4	42	19.8	3/8"
CP6060 ZASAB	T024064	3/4 - 1	22-34	3/4	2-Jaw	P	1,000	3,500	195-650	265-880	1,000	1,350	11.7	5.3	42	19.8	3/8"
CP9561	615 190 9561	1/2 - 7/8	20-22	3/4	Pin - Oil-Bath	P	900	5,500	75-501	102-680	750	1,020	10.5	4.8	30	14.1	1/4"

Hose int. CP6060 : 1/2" (13mm) - CP9561: 3/8" (10mm) - @90 PSI (@6.3 Bar).

*Values @90 PSI (@6.3 bar) - 4 sec. **Values @90 PSI (@6.3 bar) - 10 sec. *** Values at free speed.

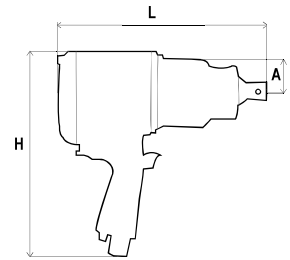
Dimensions and Accessories



CP6060 SASAK

DIMENSIONS

MODEL	DIMENSIONS					
	L		H		SIDE TO CENTER - A	
	in.	mm	in.	mm	in.	mm
CP0611P ..	10.7	272	10.7	273	1.81	46
CP6060 ..	7.6	194	9.8	250	1.78	37
CP6910 RS	11.3	288	11.3	288	1.78	57



ACCESSORIES INCLUDED

DESCRIPTION	CP0611	CP6910
Support handle	CA048548	205 053 1433
Band-Handle	C116388	-
Screw-Allen Cap	C064806	-
Suspension Hook	-	854 016 6788
Retainer ring with steel insert	C-134692	C-134692



ACCESSORIES

SOCKETS

INDIVIDUAL SOCKETS (SAE & METRIC)



MODEL	DESCRIPTION	PART NO.
SAE* (in.)		
S815	1" DR STD Impact Socket 15/16"	894 016 4278
S824	1" DR STD Impact Socket 1-1/2"	894 016 4287
S817D	1" DR Deep Impact Socket 1-1/16"	894 016 4360
S819D	1" DR Deep Impact Socket 3-1/16"	894 016 4362
S820D	1" DR Deep Impact Socket 1-1/4"	894 016 4363
S821D	1" DR Deep Impact Socket 1-5/16"	894 016 4364
S824D	1" DR Deep Impact Socket 1-1/2"	894 016 4367



MODEL	DESCRIPTION	PART NO.
METRIC (mm)		
S832M	1" DR STD Impact Socket 32mm	894 016 4334
S833M	1" DR STD Impact Socket 33mm	894 016 4335
S824MD	1" DR Deep Impact Socket 24mm	894 016 4407
S827MD	1" DR Deep Impact Socket 27mm	894 016 4410
S830MD	1" DR Deep Impact Socket 30mm	894 016 4413
S832MD	1" DR Deep Impact Socket 32mm	894 016 4414
S833MD	1" DR Deep Impact Socket 33mm	894 016 4415

SETS (SAE & METRIC)



MODEL	DESCRIPTION	PART NO.
SAE* (in.)		
SS808	1" DR (8 pcs) Impact Set	894 016 4478
SS808D	1" DR (8 pcs) Deep Impact Set	894 016 4479
METRIC (mm)		
SS814D	1" DR (4 pcs) Impact Set	894 016 6016
SS818D	1" DR (8 pcs) Deep Impact Set	894 016 4477
SS818	1" DR (8 pcs) Impact Set	894 016 4476

More socket sets available in the CP Impact Sockets catalog
 (*) Available in North America only



GLOVES



DESCRIPTION	PART NO.
Impact Gloves: Large	894 015 8618
Impact Gloves: Extra Large	894 015 8619

RETAINER RING with STEEL INSERT



SQUARE DRIVE	INSIDE DIAMETER OF RED RING		PART NO.
	in.	mm	
1"	1-3/4	44	C-155470
1"	2	51	C-155471
1"	2-1/8	54	C-155472
1"	2-1/4	57	C-134692
1"	2-1/2	63	C-155473

TUNE-UP KITS



MODEL	PART NO.
CP0611P ..	C115811
CP6060...	C137568
CP6910 RS	205 052 9653

LUBRICATION MOTOR



OIL PROTECTO-LUBE FOR MOTOR	PART NO.
4oz. (0.12 l) - Air Tool Oil	CA149661
20.8oz (0.591 l) - Air Tool Oil	CA000046
1 Gal (3.8l) - Airoilene oil	P089507



GREASE PNEU-LUBE FOR CLUTCH	PART NO.
Pneu-Lube 100GM Tube	894 015 8455
Pneu-Lube Cartridge	894 015 8456
Pneu-Lube 7# Can	894 015 8457
Grease Gun + 2 Nozzles	C098689



For Air Line accessory products, Balancers please see pages 78 to 93

