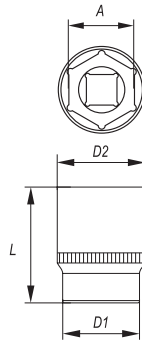
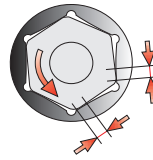


Hexagonal socket

2



INCREASED CONTACT AREA



CrV
50BV30

DIN
3121

AS-DRIVE

1/2" 3/8" 1/4" 3/4"

· drive locks
· surface finish: chromed, satin / mirror

YATO	Drive (Dr)	OA (mm)	D1 (mm)	D2 (mm)	L (mm)
YT-14010	1/4"	3.5	6.6	10.2	25
YT-1401		4.0	7.0	12.0	25
YT-1402		4.5	7.5	12.0	25
YT-1403		5.0	8.0	12.0	25
YT-1404		5.5	8.5	12.0	25
YT-1405		6.0	9.0	12.0	25
YT-1406		7.0	10.0	12.0	25
YT-1407		8.0	12.0	11.0	25
YT-1408		9.0	13.0	12.0	25
YT-1409		10.0	15.0	12.0	25
YT-1410		11.0	16.0	14.0	25
YT-1411		12.0	17.0	15.0	25
YT-1412	13.0	18.0	16.0	25	
YT-14122	14.0	17.0	19.0	25	
YT-3801	3/8"	6	10	17	28
YT-3802		7	11	17	28
YT-3803		8	12	17	28
YT-3804		9	13	17	28
YT-3805		10	14	17	28
YT-3806		11	16	17	28
YT-3807		12	18	17	28
YT-3808		13	19	18	28
YT-3809		14	20	19	28
YT-3810		15	21	19	28
YT-3811		16	22	21	28
YT-3812		17	24	22	30
YT-3813		18	25	23	30
YT-3814		19	26	24	30
YT-3815		20	27	25	30
YT-3816		21	28	26	30
YT-3817		22	30	28	30
YT-3818		23	31	29	30
YT-3819	24	32	30	30	

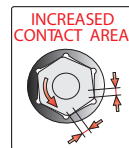
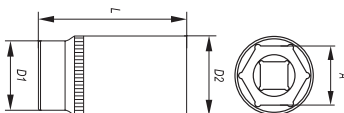
YATO	Drive (Dr)	OA (mm)	D1 (mm)	D2 (mm)	L (mm)
YT-1201	1/2"	8	12	22	38
YT-1202		9	14	22	38
YT-1203		10	15	22	38
YT-1204		11	16	22	38
YT-1205		12	18	22	38
YT-1206		13	19	22	38
YT-1207		14	20	22	38
YT-1208		15	21	22	38
YT-1209		16	23	22	38
YT-1210		17	24	23	38
YT-1211		18	25	23	38
YT-1212		19	27	24	38
YT-1213		20	28	24	38
YT-1214		21	29	24	38
YT-1215		22	30	26	38
YT-1216		23	31	28	38
YT-1217		24	32	28	38
YT-1218		27	36	30	42
YT-1219		30	40	34	42
YT-1220		32	42	36	42
YT-1199	34	44	38	45	
YT-1200	36	48	43	45	
YT-1301	3/4"	19	30	36	50
YT-1302		21	32	36	50
YT-1303		22	32	36	50
YT-1304		23	34	36	50
YT-1305		24	34	36	50
YT-1306		25	36	36	50
YT-1307		26	37	34	50
YT-1308		27	38	34	50
YT-1309		28	40	34	50
YT-1310		29	40	35	50
YT-1311		30	42	36	55
YT-1312		32	44	37	55
YT-1313		33	46	38	55
YT-1314		34	47	38	55
YT-1315		35	48	42	60
YT-1316		36	50	42	60
YT-1317		38	52	45	60
YT-1318		41	56	45	65
YT-1319	42	57	45	65	
YT-1320	43	58	45	65	
YT-1322	46	62	48	70	
YT-1323	48	64	48	70	
YT-1324	50	68	48	70	
YT-1326	52	70	48	70	
YT-1328	55	73	48	75	
YT-1330	60	80	48	80	

Hexagonal deep socket

1/4" 3/8" 1/2"

- drive locks
- surface finish: chromed, satin / mirror

YATO	Drive (Dr)	OA (mm)	D1 (mm)	D2 (mm)	L (mm)
YT-1413	1/4"	4.0	7.0	12.0	50
YT-1414		4.5	7.5	12.0	50
YT-1415		5.0	8.0	12.0	50
YT-1416		5.5	8.5	12.0	50
YT-1417		6.0	9.0	12.0	50
YT-1418		7.0	10.0	12.0	50
YT-1419		8.0	12.0	12.0	50
YT-1420		9.0	13.0	12.0	50
YT-1421		10.0	14.0	13.0	50
YT-1422		11.0	16.0	14.0	50
YT-1423	12.0	17.0	15.0	50	
YT-1424	13.0	18.0	16.0	50	
YT-3820	3/8"	6	10	17	63
YT-3821		7	11	17	63
YT-3822		8	12	17	63
YT-3823		9	13	17	63
YT-3824		10	14	17	63
YT-3825		11	16	17	63
YT-3826		12	18	17	63
YT-3827		13	19	18	63
YT-3828		14	20	19	63
YT-3829		15	21	19	63
YT-3830		16	22	21	63
YT-3831		17	24	22	63
YT-3832		18	25	23	63
YT-3833		19	26	24	63
YT-3834		20	28	25	63
YT-3835		21	28	26	63
YT-3836		22	28	26	63



YATO	Drive (Dr)	OA (mm)	D1 (mm)	D2 (mm)	L (mm)
YT-1221	1/2"	8	13	22	38
YT-1222		9	14	22	38
YT-1223		10	15	22	38
YT-1224		11	17	22	38
YT-1225		12	18	22	38
YT-1226		13	19	22	38
YT-1227		14	20	22	38
YT-1228		15	21	22	38
YT-1229		16	24	22	38
YT-1230		17	24	22	38
YT-1231		18	25	23	38
YT-1232		19	27	24	38
YT-1233		20	28	24	38
YT-1234		21	29	24	38
YT-1235		22	30	26	38
YT-1236		23	31	28	38
YT-1237	24	32	28	38	
YT-1238	27	36	30	42	
YT-1239	30	40	36	42	
YT-1240	32	42	38	45	

DIN 3121

CrV 50BV30

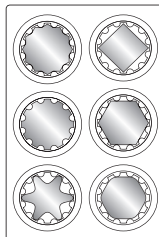
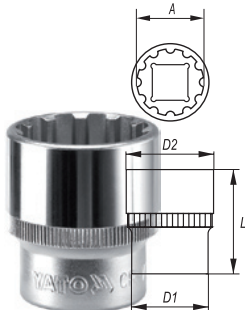
AS-DRIVE

1/2"

DIN 3121

CrV 50BV30

- drive locks
- enables to undo 5 of screw
- allows to unscrew nuts damaged in 70%
- surface finish: chromed, satin / mirror



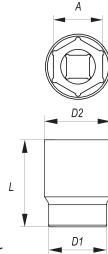
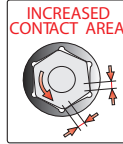
YATO	OA (mm)	D1 (mm)	D2 (mm)	L (mm)
YT-1460	8	13	22	38
YT-1461	9	15	22	38
YT-1462	10	16	22	38
YT-1463	11	17	22	38
YT-1464	12	18	22	38
YT-1465	13	19	22	38
YT-1466	14	20	22	38
YT-1467	15	22	22	38
YT-1468	16	23	22	38
YT-1469	17	25	23	38
YT-1470	18	26	23	38
YT-1471	19	27	24	38
YT-1472	20	28	24	38
YT-1473	21	30	24	38
YT-1474	22	31	26	38
YT-1475	23	32	28	38
YT-1476	24	34	28	38
YT-1478	27	37	30	42
YT-1480	30	41	34	42
YT-1481	32	44	36	45

2

Hexagonal socket



DIN 3121 AS-DRIVE S.A.E. CrV 50BV30

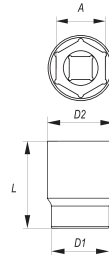
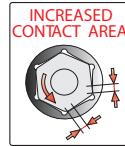


· drive locks
· surface finish: chromed, satin / mirror

YATO Δ	Drive (Dr)	OA (mm)	D1 (mm)	D2 (mm)	L (mm)
YT-5040	1/4"	5/32"	7	12	25
YT-5041		3/16"	8	12	25
YT-5042		7/32"	9	12	25
YT-5043		1/4"	10	12	25
YT-5044		9/32"	11	12	25
YT-5045		5/16"	12	11	25
YT-5046		11/32"	13	12	25
YT-5047		3/8"	15	12	25
YT-5048		7/16"	16	14	25
YT-5049		1/2"	18	16	25
YT-5059	3/8"	1/4"	17	10	28
YT-5060		5/16"	17	12	28
YT-5061		3/8"	17	14	28
YT-5062		7/16"	17	16	28
YT-5063		1/2"	17	18	28
YT-5064		6/16"	18	20	28
YT-5065		5/8"	19	22	28
YT-5066		11/16"	19	24	30
YT-5067		3/4"	21	26	30
YT-5068		13/16"	23	28	30
YT-5069	1/2"	7/8"	24	30	32
YT-5079		5/16"	12	22	38
YT-5080		3/8"	15	22	38
YT-5081		17/16"	17	22	38
YT-5082		1/2"	19	22	38
YT-5083		9/16"	21	22	38
YT-5084		5/8"	22	21	38
YT-5085		11/16"	24	24	38
YT-5086		3/4"	26	24	38
YT-5087		13/16"	28	24	38
YT-5088	7/8"	30	26	38	
YT-5089	15/16"	32	26	40	
YT-5090	1"	34	28	43	
YT-5091	1-1/16"	36	29	43	
YT-5092	1-1/8"	38	31	44	
YT-5093	1-1/4"	42	34	45	

Hexagonal deep socket

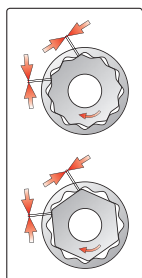
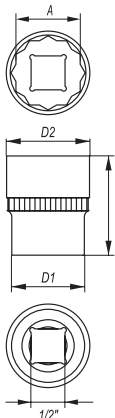
DIN 3121 AS-DRIVE S.A.E. CrV 50BV30



1/4" 3/8" 1/2"

YATO Δ	Drive (Dr)	OA (mm)	D1 (mm)	D2 (mm)	L (mm)
YT-5050	1/4"	3/16"	8.0	12.0	50
YT-5051		7/32"	9.0	12.0	50
YT-5052		1/4"	10.0	12.0	50
YT-5053		9/32"	11.0	12.0	50
YT-5054		5/16"	12.0	11.1	50
YT-5055		11/32"	13.0	11.5	50
YT-5056		3/8"	14.6	12.3	50
YT-5057		7/16"	16.0	13.9	50
YT-5058		1/2"	18.0	15.7	50
YT-5070		3/8"	3/8"	17.0	14.2
YT-5071	7/16"		17.0	16.3	63
YT-5072	1/2"		17.0	18.0	63
YT-5073	9/16"		18.0	20.0	63
YT-5074	5/8"		19.0	22.0	63
YT-5075	11/16"		19.0	24.0	63
YT-5076	3/4"		21.0	26.0	63
YT-5077	13/16"		23.0	28.0	63
YT-5078	7/8"		24.0	30.0	63
YT-5094	1/2"		3/8"	14.7	22.0
YT-5095		7/16"	17.0	22.0	78
YT-5096		1/2"	19.0	22.0	78
YT-5097		9/16"	20.8	22.0	78
YT-5098		5/8"	22.0	21.3	78
YT-5099		11/16"	24.0	23.3	78
YT-5100		3/4"	26.0	24.0	78
YT-5101		13/16"	28.0	24.0	78
YT-5102		7/8"	30.0	28.0	78
YT-5103		15/16"	32.0	28.0	78
YT-5104	1"	34.0	30.5	78	
YT-5105	1-	36.0	32.0	78	
YT-5106	1-1/8"	38.0	33.5	78	
YT-5107	1-1/4"	42.0	36.0	78	

Bi-hexagonal socket



1/2"

DIN 3121

CrV 50BV30

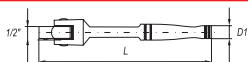
AS-DRIVE

· drive locks
· surface finish: chromed, satin / mirror

YATO	ØA (mm)	D1 (mm)	D2 (mm)	L (mm)
YT-1270	8	12	22	38
YT-1271	9	14	22	38
YT-1272	10	15	22	38
YT-1273	11	16	22	38
YT-1274	12	18	22	38
YT-1275	13	19	22	38
YT-1276	14	20	22	38
YT-1277	15	21	22	38
YT-1278	16	23	22	38
YT-1279	17	24	23	38
YT-1280	18	25	23	38
YT-1281	19	27	24	38
YT-1282	20	28	24	38
YT-1283	21	29	24	38
YT-1284	22	30	26	38
YT-1285	23	31	28	38
YT-1286	24	32	28	38
YT-1289	27	36	30	42
YT-1291	30	40	34	42
YT-1292	32	42	36	42

2

Flexible handle



DIN 3121

CrV 50BV30



YATO	Ø	D (mm)	L (mm)
YT-1425	1/4"	13	140
YT-3839	3/8"	16	215
YT-1241	1/2"	19	360
YT-1242	1/2"	20	457
YT-1345	3/4"	25	507

L-type handle

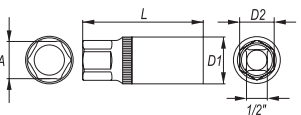
DIN 3121

CrV 50BV30



YATO	Ø	D (mm)	L (mm)
YT-1244	1/2"	16.5	317
YT-1347	3/4"	25	385
YT-1348	3/4"	25	440

Spark plug socket



DIN 3121

AS-DRIVE

CrV 50BV30

YATO	Ø	A	D1 (mm)	D2 (mm)	L (mm)
YT-3851	3/8"	16	22.0	19.0	64.0
YT-3841	3/8"	18	25.8	19.0	63.0
YT-3852	3/8"	21	27.8	22.0	64.0
YT-1253	1/2"	16	22.0	19.0	64.0
YT-1254	1/2"	21	27.8	24.0	64.0

Quick release ratchet handle

3/4"

DIN 3122

24T

QUICK RELEASE SZYBKO-ZŁĄCZE

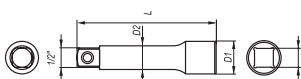
CrV 6140



YATO	Ø	T	L (mm)
YT-1360	3/4"	24	500

2

Extension bar

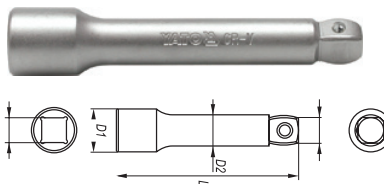


DIN 3121
CrV 50BV30



YATO	Ø	D1	D2 (mm)	L (mm)	
YT-1429	1/4"	12.4	8.3	50.8	
YT-1430	1/4"	12.4	8.3	76.0	
YT-1431	1/4"	12.4	8.3	101.6	
YT-1432	1/4"	12.4	8.3	152.4	
YT-3842	3/8"	18.0	12.3	42.0	
YT-3843	3/8"	18.0	12.3	76.0	
YT-3844	3/8"	18.0	12.3	152.4	
YT-3845	3/8"	18.0	12.3	254.0	
YT-1246	1/2"	24.0	14.5	76	
YT-1247	1/2"	24.0	14.5	127	
YT-1248	1/2"	24.0	14.5	254	
YT-1340	3/4"	36	22	100	
YT-1341	3/4"	36	22	200	
YT-1342	3/4"	36	22	400	

Extension bar with wobble

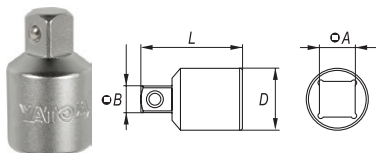


DIN 3121

CrV 50BV30

YATO	Ø	D1 (mm)	D2 (mm)	L (mm)	
YT-1433	1/4"	12.4	8.3	50.8	
YT-1434	1/4"	12.4	8.3	76.0	
YT-1435	1/4"	12.4	8.3	101.6	
YT-1436	1/4"	12.4	8.3	152.4	
YT-3846	3/8"	18.0	12.3	40.0	
YT-3847	3/8"	18.0	12.3	76.0	
YT-3848	3/8"	18.0	12.3	152.4	
YT-3849	3/8"	18.0	12.3	254.0	
YT-1249	1/2"	24.0	14.5	76	
YT-1250	1/2"	24.0	14.5	127	
YT-1251	1/2"	24.0	14.5	254	

Adapter

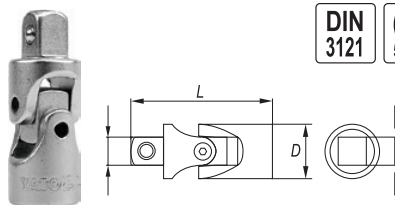


CrV 50BV30

DIN 3121

YATO	ØA	ØB	D (mm)	L (mm)	
YT-1438	1/4"(F)	3/8"(M)	12	25	
YT-3853	3/8"(F)	1/4"(M)	17	27	
YT-3854	3/8"(F)	1/2"(M)	17	35	
YT-1255	1/2"(F)	3/8"(M)	22	34.0	
YT-1258	1/2"(F)	3/4"(M)	27	45.5	
YT-1259	3/4"(F)	1/2"(M)	35	51.0	
YT-1356	1/2"(F)	3/4"(M)	26	48.0	
YT-1355	3/4"(F)	1/2"(M)	36	56	

Universal joint



DIN 3121

CrV 50BV30

YATO	Ø	D (mm)	L (mm)	
YT-1437	1/4"	14	35	
YT-3850	3/8"	18	49	
YT-1252	1/2"	25	69	
YT-1352	3/4"	40	106	

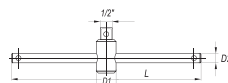
Spinner handle

1/4" 6.3 mm CrV 50BV30



YATO	Ø	L (mm)	
YT-1427	1/4"	150	

Sliding T-bar



DIN 3121

CrV 50BV30



YATO	Ø	D1 (mm)	D2 (mm)	L (mm)	
YT-1426	1/4"	13.3	6.3	152.4	
YT-3840	3/8"	20.0	10.7	198	
YT-1243	1/2"	24.0	13.5	255	
YT-1350	3/4"	37	37	20	

Quick release ratchet handle

72T **CrV 6140** **QUICK RELEASE SZYBKO-SŁACZE** **DIN 3122**



YATO	□	T	L (mm)
YT-07291	1/4"	72	155
YT-07292	3/8"	72	200
YT-07293	1/2"	72	255



YATO	□	T	L (mm)
YT-0307	1/4"	72	146
YT-0308	3/8"	72	185
YT-0309	1/2"	72	278



YATO	□	T	L (mm)
YT-0313	1/4"	72	125
YT-0314	3/8"	72	170
YT-0315	1/2"	72	250

Telescopic ratchet handle



YATO	□	T	L (mm)
YT-0297	1/4"	72	150-200
YT-0298	3/8"	72	215-315
YT-0299	1/2"	72	305-445

Quick release ratchet handle



YATO	□	T	L (mm)
YT-0319	1/4"	72	145
YT-0320	3/8"	72	205
YT-0321	1/2"	72	265




YATO	□	T	L (mm)
YT-0290	1/4"	72	144
YT-0291	3/8"	72	205
YT-0292	1/2"	72	257

CrV 6135 **DIN 3122**
72T **QUICK RELEASE SZYBKO-SŁACZE**



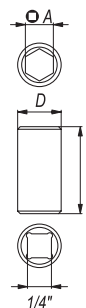
YATO	□	T	L (mm)
YT-0293	1/4"	72	144
YT-0294	3/8"	72	202
YT-0295	1/2"	72	257

Bit adapter



CrV 6140 **1/4"** **3/8"** **1/2"**

YATO	□	□ A	D (mm)	L (mm)
YT-1295	1/2"	8mm	21.9	38
YT-1296	3/8"	8mm	18	49
YT-1297	1/4"	1/4"	11.8	24



2

Ratchet handle & bit drive



YATO		T	L (mm)	
YT-0331	1/4"	72	136	

Spline bit sockets



5
PCS

1/4": L=35 mm; M5, M6
3/8": L=50 mm; M8, M10, M12

YATO			
YT-0433	185		

Star bit sockets



12
PCS

1/4": L=35 mm; T8, T10, T15, T20, T25, T27, T30
3/8": L=50 mm; T40, T45, T47, T50, T55

YATO			
YT-0430	340		

Star bit socket

TORX SPECIAL TAMPERPROOF



for new models:
TOYOTA VW



1/4": L=35 mm;
TS10, TS15, TS20, TS25, TS27, TS30, TS40

max. TORQUE
21.8 Nm

DIN 3120

7 PCS	YATO		
	YT-0461	340	

Hex-bit socket



9
PCS

1/4": L=35 mm; H2, H3, H4, H5, H6
3/8": L=50 mm; H7, H8, H10, H12

YATO			
YT-0432	290		

AI S2



HRC 58 62



1/4": L=35 mm; T8, T10, T15, T20, T25, T27, T30
3/8": L=50 mm; T40, T45, T47, T50, T55

AI S2
CrV 6150

12 PCS	YATO		
	YT-0431	340	

Torx socket set



9
PCS



CrV 6150

1/4": E5, E6, E7, E8;
3/8": E10, E12, E14, E16;
1/4" (M) x 3/8" (F)

YATO			
YT-0520	210		

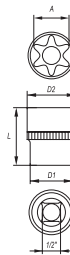
Torx socket

1/2"
12.5mm



CrV 50BV30

YATO		size	L(mm)	
YT-05211	1/4"	E4	25	
YT-05212	1/4"	E5	25	
YT-05213	1/4"	E6	25	
YT-05214	1/4"	E7	25	
YT-05215	1/4"	E8	25	
YT-05220	1/2"	E10	28	
YT-05221	1/2"	E11	28	
YT-05222	1/2"	E12	28	
YT-05223	1/2"	E14	28	
YT-05224	1/2"	E16	28	
YT-05225	1/2"	E18	28	
YT-05226	1/2"	E20	28	
YT-05227	1/2"	E22	28	
YT-05228	1/2"	E24	28	



Torx socket set



9
PCS



CrV 6150

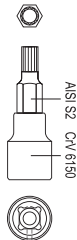
• 1/2": E10, E11, E12, E14, E16, E18, E20, E22, E24

YATO			
YT-0521	1100		

Spline socket bit



YATO	□	○	L (mm)	
YT-7732	1/2"	M5	50	
YT-7733	1/2"	M6	50	
YT-7734	1/2"	M8	50	
YT-7735	1/2"	M10	50	
YT-7736	1/2"	M12	50	
YT-7737	1/2"	M14	50	
YT-7738	1/2"	M16	50	
YT-0450	1/2"	M5	100	
YT-0451	1/2"	M6	100	
YT-0452	1/2"	M8	100	
YT-0453	1/2"	M10	100	
YT-0454	1/2"	M12	100	
YT-0455	1/2"	M14	100	
YT-0456	1/2"	M16	100	
YT-0457	1/2"	M17	100	



Cross point socket bit

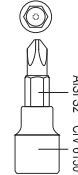


218^{Nm}
max.

DIN
3120

AISI
S2

HRC
58-62



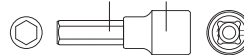
YATO	□	+	L (mm)	
YT-7673	1/4"	PH1	37	
YT-7674	1/4"	PH2	37	
YT-7675	1/4"	PH3	37	
YT-7700	3/8"	PH1	50	
YT-7701	3/8"	PH2	50	
YT-7702	3/8"	PH3	50	



Hex socket bit



AISI S2 CrV 6150

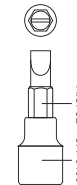


YATO	□	○	L (mm)	
YT-7667	1/4"	3	37	
YT-7668	1/4"	4	37	
YT-7669	1/4"	5	37	
YT-7670	1/4"	6	37	
YT-7671	1/4"	7	37	
YT-7672	1/4"	8	37	
YT-7693	3/8"	3	50	
YT-7694	3/8"	4	50	
YT-7695	3/8"	5	50	
YT-7696	3/8"	6	50	
YT-7697	3/8"	7	50	
YT-7698	3/8"	8	50	
YT-7699	3/8"	10	50	
YT-7723	1/2"	4	50	
YT-7724	1/2"	5	50	
YT-7725	1/2"	6	50	
YT-7726	1/2"	7	50	
YT-7727	1/2"	8	50	
YT-7728	1/2"	10	50	
YT-7729	1/2"	12	50	
YT-7730	1/2"	14	50	
YT-7731	1/2"	17	50	
YT-7739	1/2"	4	100	
YT-7740	1/2"	5	100	
YT-7741	1/2"	6	100	
YT-7742	1/2"	7	100	
YT-7743	1/2"	8	100	
YT-7744	1/2"	10	100	
YT-7745	1/2"	12	100	
YT-7746	1/2"	14	100	
YT-7747	1/2"	17	100	

Flared



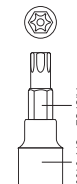
YATO	□	⊖	L (mm)	
YT-7679	1/4"	4.0	37	
YT-7680	1/4"	5.5	37	
YT-7681	1/4"	6.5	37	
YT-7706	3/8"	5.5	50	
YT-7707	3/8"	6.5	50	
YT-7708	3/8"	8.0	50	



Tamperproof TXS socket bit



YATO	□	⊗	L (mm)	
YT-7709	3/8"	T45	50	
YT-7710	3/8"	T50	50	
YT-7711	3/8"	T55	50	
YT-7712	3/8"	T60	50	
YT-0434	1/2"	T20	100	
YT-0441	1/2"	T25	100	
YT-0435	1/2"	T27	100	
YT-0442	1/2"	T30	100	
YT-0436	1/2"	T40	100	
YT-0437	1/2"	T45	100	
YT-0443	1/2"	T50	100	
YT-0438	1/2"	T55	100	
YT-0439	1/2"	T60	100	
YT-0440	1/2"	T70	100	

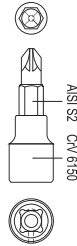


2

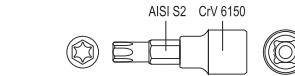
PZ / Supadriv socket bit



YATO	Ø	+	L (mm)
YT-7676	1/4"	PZ1	37
YT-7677	1/4"	PZ2	37
YT-7678	1/4"	PZ3	37
YT-7703	3/8"	PZ1	50
YT-7704	3/8"	PZ2	50
YT-7705	3/8"	PZ3	50



Torx socket bit



YATO	Ø	*	L (mm)
YT-7660	1/4"	T8	37
YT-7661	1/4"	T10	37
YT-7662	1/4"	T15	37
YT-7663	1/4"	T20	37
YT-7664	1/4"	T25	37
YT-7665	1/4"	T30	37
YT-7666	1/4"	T40	37
YT-7682	3/8"	T10	50
YT-7683	3/8"	T15	50
YT-7684	3/8"	T20	50
YT-7685	3/8"	T25	50
YT-7686	3/8"	T27	50
YT-7687	3/8"	T30	50
YT-7688	3/8"	T40	50
YT-7689	3/8"	T45	50
YT-7690	3/8"	T50	50
YT-7691	3/8"	T55	50
YT-7692	3/8"	T60	50
YT-7713	1/2"	T20	50
YT-7714	1/2"	T25	50
YT-7715	1/2"	T27	50
YT-7716	1/2"	T30	50
YT-7717	1/2"	T40	50
YT-7718	1/2"	T45	50
YT-7719	1/2"	T50	50
YT-7720	1/2"	T55	50
YT-7721	1/2"	T60	50
YT-7722	1/2"	T70	50

Star bit socket set



1/2" (12.7 mm): T30, T40, T45, T50, T55, T60 (L=50 mm);
 T30, T40, T45, T50, T55, T60 (L=100 mm); AISI S2 / CrV 50BV30;
 1/4" (6.3 mm): T10, T15, T20, T25, T30, T40 (L=37 mm); AISI S2 / CrV 50BV30

12.5 mm	6.3 mm	18 PCS	1/2"	1/4"
DIN 3120	CrV 6150	AISI S2		HRC 58-62

YATO	Ø	Ø
YT-7751	1/2"	1/4"

Hex bit socket set

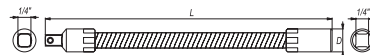


1/2" (12.7 mm): 5, 6, 7, 8, 10, 12 mm (L=50 mm);
 5, 6, 7, 8, 10, 12 mm (L=100 mm); AISI S2 / CrV 50BV30;
 1/4" (6.3 mm): 3, 4, 5, 6, 7, 8 mm (L=37 mm); AISI S2 / CrV 50BV30

DIN 3120	12.5 mm	6.3 mm	18 PCS	1/2"	1/4"
CrV 6150	AISI S2		HRC 58-62		

YATO	Ø	Ø
YT-7752	1/2"	1/4"

Flexible extension cord



YATO	Ø	D (mm)	L (mm)
YT-1400	1/4"	11.6	150

1/4" CrV 6140

Spline bit socket set



- (6.3 mm): 4, 5.5, 6.5 mm (L=37 mm); AISI S2 / CrV 50BV30;
- ◇ (6.3 mm): PH1, PH2, PH3 (L=37 mm); AISI S2 / CrV 50BV30;
- (12.7 mm): M5, M6, M8, M10, M12, M14 (L=50 mm);
M5, M6, M8, M10, M12, M14 (L=100 mm); AISI S2 / CrV 50BV30

18 PCS	1/2"	1/4"
DIN 3120	12.5 mm	6.3 mm
CrV 6150	AISI S2	HRC 58-62

	□	○	
YT-7750	1/2"	1/4"	

Spline bit socket set




- (12.7 mm): M12, M17 (L=50 mm); M6 (L=70 mm); M7, M8 (L=100 mm);
M8, M10 (L=120 mm); M6, M10, M12 (L=140 mm); M5 (L=180 mm);
M6 (L=250 mm); AISI S2 / CrV 50BV30

12 PCS	1/2"	
12.5 mm	HRC 58-62	
CrV 6150	AISI S2	
	DIN 3120	

	□	
YT-7753	1/2"	

ZP-001 exhibition rack with lamp



ZP-0010	

Stand for socket



ZP-0001	