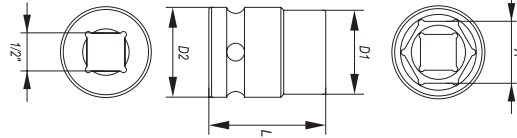


Hexagonal impact socket



- cold forged
- surface: black phosphated

| YATO | Drive (Dr) | OA (mm) | D1 (mm) | D2 (mm) | L (mm) |
|---------|------------|---------|---------|---------|--------|
| YT-3750 | 3/8" | 6 | 12.0 | 18.0 | 30 |
| YT-3751 | | 7 | 13.0 | 18.0 | 30 |
| YT-3752 | | 8 | 14.5 | 18.0 | 30 |
| YT-3753 | | 9 | 15.0 | 18.0 | 30 |
| YT-3754 | | 10 | 16.0 | 18.0 | 30 |
| YT-3755 | | 11 | 17.5 | 18.0 | 30 |
| YT-3756 | | 12 | 19.0 | 19.0 | 30 |
| YT-3757 | | 13 | 20.0 | 22.0 | 30 |
| YT-3758 | | 14 | 21.0 | 22.0 | 30 |
| YT-3759 | | 15 | 22.0 | 22.0 | 30 |
| YT-3760 | | 16 | 24.0 | 22.0 | 30 |
| YT-3761 | | 17 | 25.0 | 22.0 | 30 |
| YT-3762 | | 18 | 26.0 | 22.0 | 30 |
| YT-3763 | | 19 | 27.0 | 22.0 | 30 |
| YT-3764 | | 20 | 28.0 | 22.0 | 30 |
| YT-3765 | | 21 | 30.0 | 22.0 | 30 |
| YT-3766 | | 22 | 32.0 | 22.0 | 30 |
| YT-3767 | | 23 | 33.0 | 22.0 | 30 |
| YT-3768 | | 24 | 34.0 | 22.0 | 30 |
| YT-1000 | | 1/2" | 10 | 17.5 | 25.0 |
| YT-1001 | 11 | | 18.5 | 25.0 | 39 |
| YT-1002 | 12 | | 20.0 | 25.0 | 39 |
| YT-1003 | 13 | | 21.0 | 25.0 | 39 |
| YT-1004 | 14 | | 22.5 | 25.0 | 39 |
| YT-1005 | 15 | | 23.5 | 30.0 | 39 |
| YT-1006 | 16 | | 24.0 | 30.0 | 39 |
| YT-1007 | 17 | | 26.0 | 30.0 | 39 |
| YT-1008 | 18 | | 27.5 | 30.0 | 39 |
| YT-1009 | 19 | | 28.0 | 30.0 | 39 |
| YT-1010 | 20 | | 30.0 | 30.0 | 39 |
| YT-1011 | 21 | | 30.0 | 30.0 | 39 |
| YT-1012 | 22 | | 32.0 | 30.0 | 39 |
| YT-1013 | 23 | | 32.0 | 30.0 | 39 |
| YT-1014 | 24 | | 34.0 | 30.0 | 43 |
| YT-1015 | 25 | | 35.0 | 30.0 | 43 |
| YT-1016 | 26 | | 38.0 | 30.0 | 43 |
| YT-1017 | 27 | | 38.0 | 30.0 | 43 |
| YT-1018 | 28 | | 40.0 | 30.0 | 48 |
| YT-1019 | 29 | | 41.0 | 30.0 | 48 |
| YT-1020 | 30 | | 42.0 | 30.0 | 48 |
| YT-1022 | 32 | | 44.0 | 30.0 | 48 |

| YATO | Drive (Dr) | OA (mm) | D1 (mm) | D2 (mm) | L (mm) |
|---------|------------|---------|---------|---------|--------|
| YT-1081 | 3/4" | 18 | 31 | 40 | 50 |
| YT-1070 | | 19 | 32 | 40 | 50 |
| YT-1071 | | 21 | 35 | 40 | 50 |
| YT-1072 | | 22 | 38 | 40 | 50 |
| YT-1073 | | 23 | 38 | 40 | 50 |
| YT-1074 | | 24 | 40 | 40 | 50 |
| YT-1075 | | 25 | 40 | 40 | 50 |
| YT-1076 | | 26 | 40 | 40 | 50 |
| YT-1077 | | 27 | 42 | 42 | 53 |
| YT-1078 | | 28 | 44 | 44 | 53 |
| YT-1079 | | 29 | 46 | 44 | 53 |
| YT-1080 | | 30 | 46 | 44 | 53 |
| YT-1082 | | 32 | 48 | 44 | 56 |
| YT-1083 | | 33 | 48 | 44 | 56 |
| YT-1084 | | 34 | 50 | 44 | 56 |
| YT-1085 | | 35 | 50 | 44 | 56 |
| YT-1086 | | 36 | 52 | 44 | 56 |
| YT-1088 | | 38 | 56 | 44 | 57 |
| YT-1091 | | 41 | 60 | 44 | 57 |
| YT-1092 | | 42 | 61 | 44 | 57 |
| YT-1093 | 43 | 63 | 44 | 57 | |
| YT-1096 | 46 | 66 | 44 | 62 | |
| YT-1098 | 48 | 68 | 44 | 67 | |
| YT-1100 | 50 | 71 | 44 | 72 | |
| YT-1102 | 52 | 74 | 54 | 72 | |
| YT-1105 | 55 | 78 | 54 | 74 | |
| YT-1110 | 60 | 84 | 54 | 74 | |
| YT-1180 | 1" | 24 | 42 | 54 | 59 |
| YT-1181 | | 25 | 43 | 54 | 59 |
| YT-1182 | | 26 | 43 | 54 | 59 |
| YT-1183 | | 27 | 46 | 54 | 59 |
| YT-1184 | | 28 | 47 | 54 | 59 |
| YT-1185 | | 29 | 48 | 54 | 60 |
| YT-1186 | | 30 | 49 | 54 | 60 |
| YT-1187 | | 32 | 52 | 54 | 61 |
| YT-1188 | | 33 | 53 | 54 | 61 |
| YT-1189 | | 34 | 54 | 54 | 61 |
| YT-1190 | | 35 | 56 | 54 | 61 |
| YT-1191 | | 36 | 57 | 54 | 65 |
| YT-1192 | | 37 | 58 | 54 | 65 |
| YT-1193 | | 38 | 60 | 54 | 65 |
| YT-1194 | | 41 | 63 | 54 | 65 |
| YT-1195 | | 43 | 65 | 54 | 68 |
| YT-1196 | | 46 | 69 | 54 | 73 |
| YT-1197 | | 48 | 72 | 54 | 73 |
| YT-1198 | | 50 | 75 | 54 | 73 |

Hexagonal impact socket set

| YATO | Drive (Dr) | OA (mm) | D1 (mm) | D2 (mm) | L (mm) |
|---------|------------|---------|---------|---------|--------|
| YT-3770 | 3/8" | 6 | 12 | 18.0 | 63 |
| YT-3771 | | 7 | 13 | 18.0 | 63 |
| YT-3772 | | 8 | 15 | 18.0 | 63 |
| YT-3773 | | 9 | 16 | 18.0 | 63 |
| YT-3774 | | 10 | 16 | 18.0 | 63 |
| YT-3775 | | 11 | 18 | 18.0 | 63 |
| YT-3776 | | 12 | 19 | 19.0 | 63 |
| YT-3777 | | 13 | 20 | 22.0 | 63 |
| YT-3778 | | 14 | 21 | 22.0 | 63 |
| YT-3779 | | 15 | 22 | 22.0 | 63 |
| YT-3780 | | 16 | 24 | 22.0 | 63 |
| YT-3781 | | 17 | 25 | 22.0 | 63 |
| YT-3782 | | 18 | 26 | 26.0 | 63 |
| YT-3783 | | 19 | 19 | 27.0 | 63 |
| YT-3784 | | 20 | 20 | 28.0 | 63 |
| YT-3785 | | 21 | 21 | 30.0 | 63 |
| YT-3786 | | 22 | 22 | 32.0 | 63 |
| YT-3787 | | 23 | 23 | 33.0 | 63 |
| YT-3788 | | 24 | 24 | 34.0 | 63 |
| YT-1030 | | 1/2" | 10 | 17.5 | 24.0 |
| YT-1031 | 11 | | 18.5 | 24.0 | 78 |
| YT-1032 | 12 | | 20.0 | 24.0 | 78 |
| YT-1033 | 13 | | 21.0 | 24.0 | 78 |
| YT-1034 | 14 | | 22.0 | 24.0 | 78 |
| YT-1035 | 15 | | 23.7 | 24.0 | 78 |
| YT-1036 | 16 | | 24.0 | 24.0 | 78 |
| YT-1037 | 17 | | 26.0 | 26.0 | 78 |
| YT-1038 | 18 | | 28.0 | 28.0 | 78 |
| YT-1039 | 19 | | 28.0 | 28.0 | 78 |
| YT-1040 | 20 | | 30.0 | 30.0 | 78 |
| YT-1041 | 21 | | 30.0 | 30.0 | 78 |
| YT-1042 | 22 | | 32.0 | 30.0 | 78 |
| YT-1043 | 23 | | 32.0 | 30.0 | 78 |
| YT-1044 | 24 | | 34.0 | 30.0 | 78 |
| YT-1045 | 25 | | 35.0 | 30.0 | 78 |
| YT-1046 | 26 | | 38.0 | 30.0 | 78 |
| YT-1047 | 27 | | 38.0 | 30.0 | 78 |
| YT-1048 | 28 | | 40.0 | 30.0 | 78 |
| YT-1049 | 29 | | 41.0 | 30.0 | 78 |
| YT-1050 | 30 | 42.0 | 30.0 | 78 | |
| YT-1052 | 32 | 44.0 | 30.0 | 78 | |



CrMo SCM-440 AS-DRIVE
1/2" 3/4"
3/8"

- cold forged
- surface: black phosphated

| YATO | Drive (Dr) | OA (mm) | D1 (mm) | D2 (mm) | L (mm) |
|---------|------------|---------|---------|---------|--------|
| YT-1118 | 3/4" | 18 | 31 | 44 | 90 |
| YT-1119 | | 19 | 32 | 44 | 90 |
| YT-1121 | | 21 | 35 | 44 | 90 |
| YT-1122 | | 22 | 38 | 44 | 90 |
| YT-1123 | | 23 | 38 | 44 | 90 |
| YT-1124 | | 24 | 40 | 44 | 90 |
| YT-1125 | | 25 | 40 | 44 | 90 |
| YT-1126 | | 26 | 40 | 44 | 90 |
| YT-1127 | | 27 | 42 | 44 | 90 |
| YT-1128 | | 28 | 44 | 44 | 90 |
| YT-1129 | | 29 | 44 | 44 | 90 |
| YT-1130 | | 30 | 46 | 44 | 90 |
| YT-1132 | | 32 | 48 | 44 | 90 |
| YT-1133 | | 33 | 50 | 44 | 90 |
| YT-1134 | | 34 | 51 | 44 | 90 |
| YT-1135 | | 35 | 52 | 44 | 90 |
| YT-1136 | | 36 | 54 | 44 | 90 |
| YT-1138 | | 38 | 56 | 44 | 90 |
| YT-1141 | | 41 | 60 | 44 | 90 |
| YT-1142 | | 42 | 61 | 44 | 90 |
| YT-1143 | 43 | 63 | 44 | 90 | |
| YT-1146 | 46 | 66 | 44 | 90 | |
| YT-1148 | 48 | 68 | 44 | 90 | |
| YT-1150 | 50 | 71 | 54 | 90 | |

Impact socket set



1/2" CrMo SCM-440 11 PCS AS-DRIVE

- 10, 12, 13, 14, 15, 16, 17, 18, 19, 22, 24 mm; L=78 mm

| | | |
|---------|------|--|
| YATO | ○ | |
| YT-1054 | 1/2" | |

Hexagonal deep impact socket set

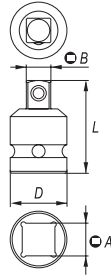


1/2" CrMo SCM-440 15 PCS AS-DRIVE

- 10, 12, 13, 14, 15, 16, 17, 18, 19, 21, 22, 24, 27, 30, 32 mm; L=78 mm

| | | |
|---------|------|--|
| YATO | ○ | |
| YT-1055 | 1/2" | |

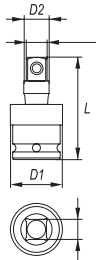
Impact adapter



CrMo
SCM-440

| YATO | OA (mm) | OB (mm) | D (mm) | L (mm) |
|---------|---------|---------|--------|--------|
| YT-3790 | 3/8"(F) | 1/4"(M) | 22 | 32 |
| YT-3791 | 1/2"(F) | 1/2"(M) | 24 | 54 |
| YT-1067 | 1/2"(F) | 3/4"(M) | 30 | 48 |
| YT-1167 | 3/4"(F) | 1/2"(M) | 44 | 56 |
| YT-1168 | 3/4"(F) | 1"(M) | 44 | 63 |

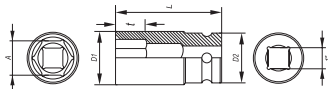
Impact universal joint



CrMo
SCM-440

| YATO | Ø | D1 (mm) | D2 (mm) | L (mm) |
|---------|------|---------|---------|--------|
| YT-3792 | 3/8" | 27 | 12.7 | 54 |
| YT-1064 | 1/2" | 31 | 17 | 63 |
| YT-1164 | 3/4" | 31 | 44 | 102 |

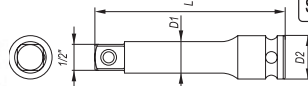
Hexagonal deep impact socket



1" CrMo
SCM-440 AS-DRIVE

| YATO | Drive (Dr) | OA (mm) | D1 (mm) | D2 (mm) | L (mm) |
|---------|------------|---------|---------|---------|--------|
| YT-1175 | 1" | 27 | 46 | 54 | 90 |
| YT-1176 | | 30 | 50 | 54 | 90 |
| YT-1177 | | 32 | 52 | 54 | 90 |
| YT-1178 | | 33 | 54 | 54 | 90 |
| YT-1179 | | 36 | 57 | 54 | 90 |

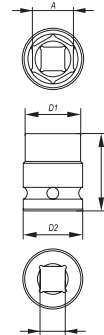
Impact extension bar



CrMo
SCM-440

| YATO | Ø (mm) | D1 (mm) | D2 (mm) | L (mm) |
|----------------------|---------|---------|---------|--------|
| YT-3793 | 3/8" | 19.0 | 12.3 | 75 |
| YT-3794 | | 19.0 | 12.3 | 125 |
| YT-3795 | | 19.0 | 12.3 | 250 |
| YT-1060 | 1/2" | 17.5 | 25.0 | 75 |
| YT-1061 | | 18.5 | 25.0 | 125 |
| YT-1062 | 3/4" | 20.0 | 25.0 | 250 |
| YT-1160 | | 44 | 24 | 100 |
| YT-1161 | | 44 | 24 | 175 |
| YT-1162 | | 44 | 24 | 250 |
| YT-1163 | | 44 | 24 | 330 |
| YT-1169 | | 1"(F) | 53 | 33 |
| with adaptor YT-1343 | 3/4"(F) | 44 | 33 | 250 |

Hexagonal impact socket



AS-DRIVE
CrV
1/2"

| YATO | OA (mm) | D1 (mm) | D2 (mm) | L (mm) |
|---------|---------|---------|---------|--------|
| YT-1780 | 8 | 15 | 24 | 38 |
| YT-1781 | 9 | 16 | 24 | 38 |
| YT-1782 | 10 | 17 | 24 | 38 |
| YT-1783 | 11 | 18 | 24 | 38 |
| YT-1784 | 12 | 19 | 24 | 38 |
| YT-1785 | 13 | 20 | 24 | 38 |
| YT-1786 | 14 | 22 | 24 | 38 |
| YT-1787 | 15 | 24 | 24 | 38 |
| YT-1788 | 16 | 24 | 24 | 38 |
| YT-1789 | 17 | 26 | 26 | 38 |
| YT-1790 | 18 | 28 | 28 | 38 |
| YT-1791 | 19 | 28 | 28 | 38 |
| YT-1792 | 20 | 30 | 30 | 38 |
| YT-1793 | 21 | 30 | 30 | 38 |
| YT-1794 | 22 | 32 | 32 | 38 |
| YT-1795 | 23 | 34 | 34 | 38 |
| YT-1796 | 24 | 34 | 34 | 38 |
| YT-1797 | 27 | 38 | 38 | 41 |
| YT-1798 | 30 | 42 | 42 | 42 |
| YT-1799 | 32 | 44 | 44 | 42 |

Impact bit socket set



| | | | |
|------|------|--------|-------|
| 1/2" | CrMo | HRC 54 | 8 PCS |
|------|------|--------|-------|

| | | | |
|---------|------|--|---|
| YATO | ○ | | T30, T40, T45, T50, T55, T60, TORX T70, T80 |
| YT-1065 | 1/2" | | |

Impact bit socket set



| | | | |
|------|------|--------|-------|
| 1/2" | CrMo | HRC 54 | 8 PCS |
|------|------|--------|-------|

| | | | |
|---------|------|--|---|
| YATO | ○ | | 6, 7, 8, 10, 12, 14, 17, 19 mm HEX |
| YT-1066 | 1/2" | | |

Impact bit socket set



| | | | |
|------|------|--------|-------|
| 1/2" | CrMo | HRC 54 | 8 PCS |
|------|------|--------|-------|

| | | | |
|---------|------|--|---|
| YATO | ○ | | RM5, RM6, RM7, RM8, RM10, RM11, RIBE RM12, RM13 |
| YT-1068 | 1/2" | | |

Impact bit socket set



| | | | |
|------|------|--------|-------|
| 1/2" | CrMo | HRC 54 | 8 PCS |
|------|------|--------|-------|

| | | | |
|---------|------|--|---|
| YATO | ○ | | M5, M6, M8, M10, M12, M14, M16, M18 SPLINE |
| YT-1069 | 1/2" | | |

Hexagonal impact socket set



| | | | |
|------|-------|-----------------|----------|
| 3/4" | 8 PCS | CrMo SCM-440 | AS-DRIVE |
|------|-------|-----------------|----------|

- 22, 24 mm (L=50 mm); 27, 30 mm (L=53 mm); 32, 36 mm (L=55 mm); 38, 41 mm (L=57 mm)

| | | |
|---------|------|--|
| YATO | ○ | |
| YT-1115 | 3/4" | |

Hexagonal deep impact



| | | | |
|------|-------|-----------------|----------|
| 3/4" | 8 PCS | CrMo SCM-440 | AS-DRIVE |
|------|-------|-----------------|----------|

- 22, 24, 27, 30, 32, 36, 38, 41 mm (L=90 mm)

| | | |
|---------|------|--|
| YATO | ○ | |
| YT-1155 | 3/4" | |

Hexagonal impact socket set



| | | | |
|------|--------|-----------------|----------|
| 1/2" | 10 PCS | CrMo SCM-440 | AS-DRIVE |
|------|--------|-----------------|----------|

- 10, 12, 13, 14, 15, 16, 17, 18, 19, 22 mm; L=39 mm

| | | |
|---------|------|--|
| YATO | ○ | |
| YT-1025 | 1/2" | |

Spline impact bit set



| | |
|--------------|-------|
| 3/4" | CrMo |
| SPLINE (XZN) | 6 PCS |

- M12, M14, M16, M18 x 22 mm; (L = 107 mm); CrMo

- 3/4" x 22 mm; CrMo

| | | |
|---------|------|--|
| YATO | ○ | |
| YT-1157 | 3/4" | |

