


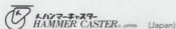


CASTORS AND WHEELS

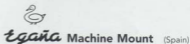


ECONOMY QUALITY CASTORS

Chee Cheong Hardware Merchants is a specialist and major supplier in castors and wheels of all types and sizes. With 30 years of experience in the Malaysian industrial market, we are the sole distributor/distributor of quality castors and wheels of the following brands:-



Alwayse Ball Units (England)



General Information

Dimensions

1. All load capacities are in kilograms (kg).
2. Dimensions are in millimetres (mm).

How to order

1. Always state quantity required in single units.
2. Quote complete code number, including suffix if applicable.

Symbols used in selection tables



wheel diameter



load capacity for ideal/average working conditions



rigid castor height



swivel castor height



plate bolt hole diameter



bolt hole diameter



threaded stem height



scaffolding castor height



scaffolding castor and stem height



tread width



hub length



hub bore



wheel bearing type



top plate size



bolt hole spacing



bolt diameter



stem diameter



stem height

Please note


1. All specifications and recommendations are given to the best of our knowledge and ability.
2. Specifications (by dimension, illustration or otherwise) are approximate and are liable to change without notice especially with regard to developments and improvements.
3. Since load capacity ratings are only general recommendations, they can be subject to wide variations under different working conditions.



- Heavily embossed, formed steel top plate and yoke.
- Double ball bearing swivel. Raceway hardened.
- Finish – Bright zinc plated for corrosion resistance.



- 20TB – Total brake system, available in bright zinc plate finish for corrosion resistance.



TPE rubber (non marking)										
Castor code/wheel-	inches (mm)	kg	mm	mm	mm	mm	bearing	mm	mm	
20S/SRB-	3 (75)	100	108	32	39.6	9.5	ball	60 x 92		
20R/SRB-	4 (100)	110	130	32	40	9.5	ball	60 x 92	44.5 x 68-74.6	
20B/SRB-	5 (125)	120	156	32	40	9.5	ball	60 x 92		

Polyurethane										
Castor code/wheel-	inches (mm)	kg	mm	mm	mm	mm	bearing	mm	mm	
20S/PB-	3 (75)	110	108	32	39.6	9.5	ball	60 x 92		
20R/PB-	4 (100)	130	130	32	40	9.5	ball	60 x 92	44.5 x 68-74.6	
20B/PB-	5 (125)	140	156	32	40	9.5	ball	60 x 92		

Cast iron										
Castor code/wheel-	inches (mm)	kg	mm	mm	mm	mm	bearing	mm	mm	
20S/CI-	(80)	110	112	26	38	12	plain	60 x 92		
20R/CI-	(100)	130	128	29	38	12	plain	60 x 92	44.5 x 68-74.6	
20B/CI-	(125)	140	154	35	40	12	plain	60 x 92		

Nylon 6										
Castor code/wheel-	inches (mm)	kg	mm	mm	mm	mm	bearing	mm	mm	
20S/NY-	(75)	110	107	33	37	9.5	plain	60 x 92		
20R/NY-	(100)	130	128	35	40	12	plain	60 x 92	44.5 x 68-74.6	
20B/NY-	(125)	140	154	35	40	12	plain	60 x 92		



30B/KRB-200

- Top plate and yoke base – 1/4" thick.
- Leg 1/4" formed steel plate welded on inside and outside of yoke base.
- Lubrication. Zerk fitting in yoke base and wheel hub or recessed in head of axle.



30B/APU-125



30S/APU-125



30R/APU-125

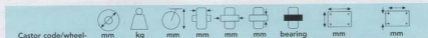
- 30B/KRB-200mm – Moldon rubber wheel, swivel castor with brake.
- 30B/APU-125mm – Polyurethane wheel with brake castor.
- 30S/APU-125mm – Polyurethane wheel with swivel castor.
- 30R/APU-125mm – Polyurethane wheel with rigid castor.

Moldon rubber

- Excellent floor and load protection.
- High shock absorbing.
- Quiet operating and dampens vibration.
- Durometer 60 - 80 shore A.

Polyurethane

- Polyurethane treads 80 - 90 shore A durometer.
- Resists oil, grease water and most solvents. Floor protective.



Moldon rubber									
Castor code/wheel-	mm	kg	mm	mm	mm	mm	bearing	mm	mm
30S/KRB-	100	180	143	50	55	19	roller	100 x 114	66 x 76 to 92
30R/KRB-	125	200	165	50	55	19	roller	100 x 114	
30B/KRB-	150	250	190	50	55	19	roller	100 x 114	
30B/KRB-	200	300	241	50	55	19	roller	100 x 114	

Polyurethane									
Castor code/wheel-	mm	kg	mm	mm	mm	mm	bearing	mm	mm
30S/APU-	100	250	143	35	57	20	roller	100 x 114	66 x 76 to 92
30R/APU-	125	300	165	40	57	20	roller	100 x 114	
30B/APU-	150	300	190	40	57	20	roller	100 x 114	

Nylon 6									
Castor code/wheel-	mm	kg	mm	mm	mm	mm	bearing	mm	mm
30S/ANB-	100	300	143	35	57	20	roller	100 x 114	66 x 76 to 92
30R/ANB-	125	330	165	40	57	20	roller	100 x 114	
30B/ANB-	150	330	190	40	57	20	roller	100 x 114	

Phenolic : Temperature rang – 30' to 300'F									
Castor code/wheel-	mm	kg	mm	mm	mm	mm	bearing	mm	mm
30S/PH-	100	320	143	50	55	19	roller	100 x 114	66 x 76 to 92
30R/PH-	125	360	165	50	55	19	roller	100 x 114	
30B/PH-	150	360	190	50	55	19	roller	100 x 114	
30B/PH-	200	400	241	50	55	19	roller	100 x 114	



40S/DPU-100



40R/DRB-100




40B/DNB-100



40S/CIB-100

- 40S/DPU-100mm – Polyurethane wheel with swivel castor.
- 40R/DRB-100mm – Rubber wheel with rigid castor.
- 40B/DNB-100mm – Nylon 6 wheel, swivel castor with brake.
- 40S/CIB-100mm – Cast iron wheel with swivel castor.

- Top plate and yoke base – cold forged from 1/4" steel plate.
- Full double ball bearing. Raceway heat treated for extra strength.
- Grease nipple fitting in swivel race for lubrication.
- All parts except wheel are zinc plated for corrosion resistance.
- Fork leg 1/4" formed steel for increased strength and welded on the outside and inside of yoke. Tyre and bearing are replaceable.
- For high temperatures, these wheels can be supplied with steel cage roller bearings. Add suffix HT to code. (250°C)



Rubber									
Castor code/wheel	mm	kg	mm	mm	mm	mm	bearing	mm	mm
40S/DRB-	100	160	143	52	60	20	roller	100 x 114	66 x 76 to 92
40R/DRB-	125	180	165	52	60	20	roller	100 x 114	
40B/DRB-	150	200	190	50	60	20	roller	100 x 114	
	200	280	241	50	60	20	roller	100 x 114	

Polyurethane									
Castor code/wheel	mm	kg	mm	mm	mm	mm	bearing	mm	mm
40S/DPU-	100	320	143	52	60	20	roller	100 x 114	66 x 76 to 92
40R/DPU-	125	360	165	52	60	20	roller	100 x 114	
40B/DPU-	150	360	190	50	60	20	roller	100 x 114	
	200	400	241	50	60	20	roller	100 x 114	

Nylon									
Castor code/wheel	mm	kg	mm	mm	mm	mm	bearing	mm	mm
40S/DNB-	100	320	143	52	60	20	roller	100 x 114	66 x 76 to 92
40R/DNB-	125	360	165	52	60	20	roller	100 x 114	
40B/DNB-	150	360	190	50	60	20	roller	100 x 114	
	200	400	241	50	60	20	roller	100 x 114	

Cast iron									
Castor code/wheel	mm	kg	mm	mm	mm	mm	bearing	mm	mm
40S/CIB-	100	320	143	50	60	20	roller	100 x 114	66 x 76 to 92
40R/CIB-	125	360	165	50	60	20	roller	100 x 114	
40B/CIB-	150	360	190	50	60	20	roller	100 x 114	
	200	400	241	50	60	20	roller	100 x 114	



42R/PU-150



42S/KRB-200



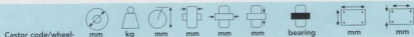
42B/PU-200



42S/SS-200

- 42R/PU-150mm – Polyurethane wheel with rigid castor.
- 42S/KRB-200mm – Rubber wheel with swivel castor.
- 42B/PU-200mm – Polyurethane wheel with brake castor.
- 42S/SS-200mm – Semi-steel wheel with swivel castor.

- Cold forged 1/4" steel plate.
- Double row ball bearing swivel raceway.
- Heat treated for extra strength.
- Grease nipple fitting in swivel race for lubrication.
- All parts except wheel are zinc plated for corrosion resistance.
- Legs are trimmed and welded to yoke base to increase strength.



Rubber

	125	230	165	63	70	25.4	roller	114 x 158	62 x 125 to 86 x 133
42S/KRB-	150	270	190	63	70	25.4	roller	114 x 158	
42R/KRB-	200	370	257	63	70	25.4	roller	114 x 158	
42B/KRB-	250	370	317	63	70	25.4	roller	114 x 158	
	300	400	368	63	70	25.4	roller	114 x 158	

Polyurethane

	125	450	165	63	70	19	ball	114 x 158	62 x 125 to 86 x 133
42S/PU-	150	450	190	63	70	19	ball	114 x 158	
42R/PU-	200	550	257	63	70	19	ball	114 x 158	
42B/PU-	250	650	317	63	70	25.4	ball	114 x 158	
	300	650	367	57	60	25	roller	114 x 158	

Semi-steel

	125	500	165	63	65	19	roller	114 x 158	62 x 125 to 86 x 133
42S/SS-	150	600	190	60	65	25.4	roller	114 x 158	
42R/SS-	200	700	257	63	65	25.4	roller	114 x 158	
	250	650	317	51	60	25	roller	114 x 158	



48R/NYB-200



48S/CIB-200



48S/KPU-200

- 48R/NYB-200 – Nylon wheel with rigid castor.
- 48S/CIB-200 – Cast iron wheel with swivel castor.
- 48S/KPU-200 – Polyurethane wheel with swivel castor.

- Heavy duty welded steel zinc plated.
- Swivel devise consist of a single row of heat treated steel balls, for extra strength.

Castor code/wheel-	inches (mm)	kg	mm	mm	mm	mm	bearing	mm	mm
Polyurethane									
48S/KPU- 48R/KPU-	100	500	152	50	60	20	roller	114 x 158	62 x 125 to 86 x 133
	125	500	176	50	60	20	roller	114 x 158	
	150	700	201	45	60	20	roller	114 x 158	
	200	1000	251	51	60	20	roller	114 x 158	
	250	1000	300	51	60	25	ball	114 x 158	
Nylon 6									
48S/NYB- 48R/NYB-	150	700	201	50	57	20	roller	114 x 158	62 x 125 to 86 x 133
	200	1000	251	50	57	20	roller	114 x 158	
	250	1000	300	58	60	25	ball	114 x 158	
Cast iron									
48S/CIB- 48R/CIB-	100	500	152	50	60	20	roller	114 x 158	62 x 125 to 86 x 133
	125	500	176	50	60	20	roller	114 x 158	
	150	1000	201	50	60	20	roller	114 x 158	
	200	1000	251	51	60	20	roller	114 x 158	
	250	1000	300	51	60	20	roller	114 x 158	



308B/SRB-75



308R/CI-100



308S/PP-100












308B/RB-125

- 308B/SRB-75mm – Non-marking ball bearing TPE rubber wheel with combined swivel castor and wheel brake.
- 308R/CI-100mm – Cast iron wheel with rigid castor.
- 308S/PP-100mm – Polypropylene (PP) wheel with swivel castor.
- 308B/RB-125mm – Standard rubber wheel, with combined swivel castor and wheel brake.

Swivel / Rigid / Brake

- Medium duty industrial castors with double row of high quality steel ball.
- Lower ball race made of thick steel sheet.
- Central swivel fitted with strong bolted pin made of cold forged steel.

Castor code/wheel-	 mm	 kg	 mm	 mm	 mm	 mm	 bearing	 mm	 mm
Standard rubber									
308S/RB- 308R/RB- 308B/RB-	80	50	108	25	37	12	roller	105 x 85	80 x 60
	100	70	128	30	37	12	roller	105 x 85	80 x 60
	125	100	155	38	48	15	roller	105 x 85	80 x 60
	160	135	200	40	57	20	roller	135 x 105	105 x 75-80
	180	180	219	50	57	20	roller	135 x 105	105 x 75-80
200	205	239	50	57	20	roller	135 x 105	105 x 75-80	
TPE rubber									
308S/ SRB-	75	80	103	32	40	8	ball	105 x 85	80 x 60
308R/ SRB-	100	80	128	32	40	8	ball	105 x 85	80 x 60
308B/ SRB-	125	100	155	32	40	8	ball	105 x 85	80 x 60
308B/ ASR-	150	200	190	40	57	20	roller	135 x 105	105 x 75-80
Polyurethane									
308S/ PB-	75	80	103	32	40	8	ball	105 x 85	80 x 60
308R/ PB-	100	80	128	32	40	8	ball	105 x 85	80 x 60
308B/ PB-	125	100	155	32	40	8	ball	105 x 85	80 x 60
308B/ DPU-	150	200	190	50	60	20	roller	135 x 105	105 x 75-80
308B/ DPU-	200	200	239	50	60	20	roller	135 x 105	105 x 75-80
Cast iron									
308S/CI- 308R/CI- 308B/CI-	80	60	108	27	37	12	plain	105 x 85	80 x 60
	100	80	128	30	37	12	plain	105 x 85	80 x 60
	125	100	155	35	46	15	plain	105 x 85	80 x 60
	150	200	190	45	57	20	plain	135 x 105	105 x 75-80
200	200	239	49	57	20	plain	135 x 105	105 x 75-80	
Polypropylene									
308S/PP- 308R/PP- 308B/PP-	80	60	108	35	37	12	plain	105 x 85	80 x 60
	100	80	128	35	37	12	plain	105 x 85	80 x 60
	125	100	155	37	47	15	plain	105 x 85	80 x 60
	150	200	190	46	56	20	plain	135 x 105	105 x 75-80
	200	200	239	46	56	20	plain	135 x 105	105 x 75-80



318S/DRB-150



318R/DRB-150



318S/DNB-150



318B/DPU-150

- 318S/DRB-150mm – Rubber wheel with swivel castor.
- 318R/DRB-150mm – Rubber wheel with rigid castor.
- 318S/DNB-150mm – Nylon wheel with swivel castor.
- 318B/DPU-150mm – Polyurethane wheel, swivel castor with brake.

Swivel / Rigid / Brake

- Medium duty industrial castors with double row of high quality steel ball.
- Lower ball race made of thick steel sheet.
- Pressed steel housing structure with 3mm (4mm) thickness.
- Central swivel fitted with strong bolted pin made of cold forged steel.
- For these type of wheels, tyre and bearing are replaceable.



Castor code/wheel-	mm	kg	mm	mm	mm	mm	bearing	mm	mm
Rubber									
318S/DRB-	150	190	183	50	60	20 / 25	roller / ball	135 x 105	105 x 75-80
318R/DRB-									
318B/DRB-	200	225	231	50	60	20 / 25	roller / ball	135 x 105	105 x 75-80
Nylon									
318S/DNB-	150	225	183	50	60	20 / 25	roller / ball	135 x 105	105 x 75-80
318R/DNB-									
318B/DNB-	200	225	231	50	60	20 / 25	roller / ball	135 x 105	105 x 75-80
Polyurethane									
318S/DPU-	150	225	183	50	60	20 / 25	roller / ball	135 x 105	105 x 75-80
318R/DPU-									
318B/DPU-	200	225	231	50	60	20 / 25	roller / ball	135 x 105	105 x 75-80
Cast iron									
318S/CIB-	150	225	183	45	58	20	roller	135 x 105	105 x 75-80
318R/CIB-									
318B/CIB-	200	225	231	45	58	20	roller	135 x 105	105 x 75-80



328S/RB-160



328S/RB-100



328S/PP-100

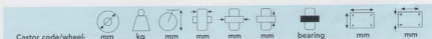


328S/CI-100

- 328S/RB-160mm – Non-marking rubber wheel, swivel, available with roller bearing.
- 328S/PP-100mm – Polypropylene wheel, swivel, equipped with anti-dust covers. Plain or roller bearing.
- 328S/CI-100mm – Cast iron wheel, swivel, for heavy duty performance. Plain bearing. (available with roller bearing for 6" and 8")

Swivel

- Most popular industrial castor.
- Medium duty castor with standard solid rubber tyre and pressed steel rim with roller bearing.
- High quality steel balls on double raceways.
- Central swivel fitted with strong bolted pin made of cold forged steel.



Standard rubber	Castor code/wheel- mm	kg	mm	mm	mm	mm	bearing	mm	mm
328S/RB-	80	50	104	25	37	12	roller	105 x 85	80 x 60
328S/RB-	100	70	124	30	37	12	roller	105 x 85	80 x 60
328S/RB-	125	100	149	38	48	15	roller	105 x 85	80 x 60
328S/RB-	160	135	188	40	57	20	roller / ball	135 x 105	105 x 75-80
328S/RB	180	180	211	50	57	20	roller	135 x 105	105 x 75-80
328S/RB-	200	205	231	50	57	20	roller / ball	135 x 105	105 x 75-80
328S/RB-	250	295	317	60	65	25	roller / ball	158 x 114	130 x 80

Polypropylene	Castor code/wheel- mm	kg	mm	mm	mm	mm	bearing	mm	mm
328S/PP-	80	60	104	35	37	12	plain	105 x 85	80 x 60
328S/PP-	100	100	124	35	37	12	plain	105 x 85	80 x 60
328S/PP-	125	120	149	37	47	15	plain	105 x 85	80 x 60
328S/PP-	150	225	183	46	56	20	plain / roller	135 x 105	105 x 75-80
328S/PP-	200	225	231	46	56	20	plain / roller	135 x 105	105 x 75-80

Nylon	Castor code/wheel- mm	kg	mm	mm	mm	mm	bearing	mm	mm
328S/NYB-	250	650	317	58	60	25	ball	158 x 114	130 x 80

Cast iron	Castor code/wheel- mm	kg	mm	mm	mm	mm	bearing	mm	mm
328S/CI-	80	60	104	27	37	12	plain	105 x 85	80 x 60
328S/CI-	100	100	124	30	37	12	plain	105 x 85	80 x 60
328S/CI-	125	120	149	35	46	15	plain	105 x 85	80 x 60
328S/CI-	150	225	183	45	57	20	plain / roller	135 x 105	105 x 75-80
328S/CI-	200	225	231	49	57	20	plain / roller	135 x 105	105 x 75-80
328S/CIB-	250	650	317	51	60	25	roller	158 x 114	130 x 80



328R/RB-100



328R/RB-100



328R/PP-100



328R/CI-100

- 328R/RB-100mm – Non-marking rubber wheel with rigid castor, available with roller bearing.
- 328R/PP-100mm – Polypropylene wheel with rigid castor, equipped with anti-dust covers. Plain or roller bearing.
- 328R/CI-100mm – Cast iron wheel with rigid castor, for heavy duty performance. Plain bearing. (available with roller bearing for 6" and 8")

Rigid

- Most popular industrial castor.
- Medium duty castor with standard solid rubber tyre and pressed steel rim with roller bearing.

Castor code/wheel-	mm	kg	mm	mm	mm	mm	bearing	mm	mm
Standard rubber									
328R/RB-	80	50	104	25	37	12	roller	105 x 85	80 x 60
328R/RB-	100	70	124	30	37	12	roller	105 x 85	80 x 60
328R/RB-	125	100	149	38	48	15	roller	105 x 85	80 x 60
328R/RB-	160	135	188	40	57	20	roller / ball	135 x 105	105 x 75-80
328R/RB-	180	180	211	50	57	20	roller	135 x 105	105 x 75-80
328R/RB-	200	205	231	50	57	20	roller / ball	135 x 105	105 x 75-80
328R/RB-	250	295	317	60	65	25	roller / ball	158 x 114	130 x 80
Polypropylene									
328R/PP-	80	60	104	35	37	12	plain	105 x 85	80 x 60
328R/PP-	100	100	124	35	37	12	plain	105 x 85	80 x 60
328R/PP-	125	120	149	37	47	15	plain	105 x 85	80 x 60
328R/PP-	150	225	183	46	56	20	plain / roller	135 x 105	105 x 75-80
328R/PP-	200	225	231	46	56	20	plain / roller	135 x 105	105 x 75-80
Nylon									
328R/NRB-	250	650	317	58	60	25	ball	158 x 114	130 x 80
Cast iron									
328R/CI-	80	60	104	27	37	12	plain	105 x 85	80 x 60
328R/CI-	100	100	124	30	37	12	plain	105 x 85	80 x 60
328R/CI-	125	120	149	35	46	15	plain	105 x 85	80 x 60
328R/CI-	150	225	183	45	57	20	plain / roller	135 x 105	105 x 75-80
328R/CI-	200	225	231	49	57	20	plain / roller	135 x 105	105 x 75-80
328R/CIB-	250	650	317	51	60	25	roller	158 x 114	130 x 80



328B/RB-100



328B/RB-100



328B/PP-100



328B/CI-100

- 328B/RB-100mm – Non-marking rubber wheel with brake, available with roller bearing.
- 328B/PP-100mm – Polypropylene wheel with brake, equipped with anti-dust covers. Plain or roller bearing.
- 328B/CI-100mm – Cast iron wheel with brake, for heavy duty performance. Plain bearing. (available with roller bearing for 6" and 8")

With Brake

- Most popular industrial castor.
- Medium duty castor with standard solid rubber tyre and pressed steel rim with roller bearing.
- Swivel devices on high quality steel balls.
- Central swivel with strong bolted pin made of cold forged steel.

Castor code/wheel-	mm	kg	mm	mm	mm	mm	bearing	mm	mm
--------------------	----	----	----	----	----	----	---------	----	----

Standard rubber

328B/RB-	80	50	104	25	37	12	roller	105 x 85	80 x 60
328B/RB-	100	70	124	30	37	12	roller	105 x 85	80 x 60
328B/RB-	125	100	149	38	48	15	roller	105 x 85	80 x 60
328B/RB-	160	135	188	40	57	20	roller / ball	135 x 105	105 x 75-80
328B/RB-	180	180	211	50	57	20	roller	135 x 105	105 x 75-80
328B/RB-	200	205	231	50	57	20	roller / ball	135 x 105	105 x 75-80

Polypropylene

328B/PP-	80	60	104	35	37	12	plain	105 x 85	80 x 60
328B/PP-	100	100	124	35	37	12	plain	105 x 85	80 x 60
328B/PP-	125	120	149	37	47	15	plain	105 x 85	80 x 60
328B/PP-	150	225	183	46	56	20	plain / roller	135 x 105	105 x 75-80
328B/PP-	200	225	231	46	56	20	plain / roller	135 x 105	105 x 75-80

Cast iron

328B/CI-	80	60	104	27	37	12	plain	105 x 85	80 x 60
328B/CI-	100	100	124	30	37	12	plain	105 x 85	80 x 60
328B/CI-	125	120	149	35	46	15	plain	105 x 85	80 x 60
328B/CI-	150	225	183	45	57	20	plain / roller	135 x 105	105 x 75-80
328B/CI-	200	225	231	49	57	20	plain / roller	135 x 105	105 x 75-80



338S/PU-50

Swivel

- Large ball bearings in double raceways in swivel head.
- Suitable for light and medium apparatus and equipment.



338S/SR-75




338S/N-50



338S/CI-75

- 338S/SR-75mm – Non-marking TPE rubber wheel for optimum performance, with swivel castor. (available in grey and black rubber).
- 338S/N-50mm – Nylon wheel with swivel castor.
- 338S/CI-75mm – Cast iron wheel with swivel castor.
- 338S/PU-50mm – Polyurethane wheel with swivel castor.

- Base options available:-



TPE rubber (non-marking)									
Castor code/wheel-	mm	kg	mm	mm	mm	mm	mm	mm	mm
338S/SR-	50	40	65	20	23	6		46 x 35	
338S/SR-	65	50	83	27	31	8	47/37 x 47/37	54 x 44	82 x 40
338S/SR-	75	60	96	27	31	8	47/37 x 47/37	54 x 44	82 x 40
338S/SR-	100	65	119	27	31	8	47/37 x 47/37	54 x 44	82 x 40

Nylon									
Castor code/wheel-	mm	kg	mm	mm	mm	mm	mm	mm	mm
338S/N-	50	40	65	22	24	6		46 x 35	
338S/N-	65	50	83	26	31	8	47/37 x 47/37	54 x 44	82 x 40
338S/N-	75	65	96	26	31	8	47/37 x 47/37	54 x 44	82 x 40
338S/N-	100	65	119	26	31	8	47/37 x 47/37	54 x 44	82 x 40

Cast iron									
Castor code/wheel-	mm	kg	mm	mm	mm	mm	mm	mm	mm
338S/CI-	50	40	65	21	24	6		46 x 35	
338S/CI-	65	50	83	26	31	8	47/37 x 47/37	54 x 44	82 x 40
338S/CI-	75	65	96	26	31	8	47/37 x 47/37	54 x 44	82 x 40
338S/CI-	100	65	119	26	31	8	47/37 x 47/37	54 x 44	82 x 40

Polyurethane									
Castor code/wheel-	mm	kg	mm	mm	mm	mm	mm	mm	mm
338S/PU-	50	40	65	20	23	6		46 x 35	
338S/PU-	65	50	83	27	31	8	47/37 x 47/37	54 x 44	82 x 40
338S/PU-	75	60	96	27	31	8	47/37 x 47/37	54 x 44	82 x 40
338S/PU-	100	65	119	27	31	8	47/37 x 47/37	54 x 44	82 x 40



338R/PU-50

Rigid



338R/SR-75



338R/N-50



338R/CI-75

- 338R/SR-75mm – Non-marking TPE rubber wheel for optimum performance, with rigid castor. (available in grey and black rubber)
- 338R/N-50mm – Nylon wheel with rigid castor.
- 338R/CI-75mm – Cast iron wheel with rigid castor.
- 338R/PU-50mm – Polyurethane wheel with rigid castor.

- Base options available:-



Castor code/wheel-	mm	kg	mm	mm	mm	mm	A mm	B mm	C mm
TPE rubber (non-marking)									
338R/SR-	50	40	65	20	23	6	46 x 25	46 x 25	
338R/SR-	65	50	83	27	31	8	55 x 28	55 x 28	82 x 40
338R/SR-	75	60	96	27	31	8	55 x 28	55 x 28	82 x 40
338R/SR-	100	65	119	27	31	8	55 x 28	55 x 28	82 x 40
Nylon									
338R/N-	50	40	65	22	24	6	46 x 25	46 x 25	
338R/N-	65	50	83	26	31	8	55 x 28	55 x 28	82 x 40
338R/N-	75	65	96	26	31	8	55 x 28	55 x 28	82 x 40
338R/N-	100	65	119	26	31	8	55 x 28	55 x 28	82 x 40
Cast iron									
338R/CI-	50	40	65	21	24	6	46 x 25	46 x 25	
338R/CI-	65	50	83	26	31	8	55 x 28	55 x 28	82 x 40
338R/CI-	75	65	96	26	31	8	55 x 28	55 x 28	82 x 40
338R/CI-	100	65	119	26	31	8	55 x 28	55 x 28	82 x 40
Polyurethane									
338R/PU-	50	40	65	20	23	6	46 x 25	46 x 25	
338R/PU-	65	50	83	27	31	8	55 x 28	55 x 28	82 x 40
338R/PU-	75	60	96	27	31	8	55 x 28	55 x 28	82 x 40
338R/PU-	100	65	119	27	31	8	55 x 28	55 x 28	82 x 40



338B/PU-50

With Brake

- Large double ball bearing in swivel head.
- Suitable for light and medium apparatus and equipment.



338B/SR-75



338B/N-75



338B/CI-75

- 338B/SR-75mm – Non-marking TPE rubber wheel with brake castor for optimum performance. (available in grey and black rubber).
- 338B/N-75mm – Nylon wheel with brake castor.
- 338B/CI-75mm – Cast iron wheel with brake castor.
- 338B/PU-50mm – Polyurethane wheel with brake castor.

- Base options available:-



Castor code/wheel-

mm



kg



mm



mm



mm



mm



mm



mm



mm

TPE rubber (non-marking)									
Castor code/wheel	mm	kg	mm	mm	mm	mm	mm	mm	mm
338B/SR-	50	40	65	20	23	6		46 x 35	
338B/SR-	65	50	83	27	31	8	47/37 x 47/37	54 x 44	82 x 40
338B/SR-	75	60	96	27	31	8	47/37 x 47/37	54 x 44	82 x 40
338B/SR-	100	65	119	27	31	8	47/37 x 47/37	54 x 44	82 x 40
Nylon									
338B/N-	50	40	65	22	24	6		46 x 35	
338B/N-	65	50	83	26	31	8	47/37 x 47/37	54 x 44	82 x 40
338B/N-	75	65	96	26	31	8	47/37 x 47/37	54 x 44	82 x 40
338B/N-	100	65	119	26	31	8	47/37 x 47/37	54 x 44	82 x 40
Cast iron									
338B/CI-	50	40	65	21	24	6		46 x 35	
338B/CI-	65	50	83	26	31	8	47/37 x 47/37	54 x 44	82 x 40
338B/CI-	75	65	96	26	31	8	47/37 x 47/37	54 x 44	82 x 40
338B/CI-	100	65	119	26	31	8	47/37 x 47/37	54 x 44	82 x 40
Polyurethane									
338B/PU-	50	40	65	20	23	6		46 x 35	
338B/PU-	65	50	83	27	31	8	47/37 x 47/37	54 x 44	82 x 40
338B/PU-	75	60	96	27	31	8	47/37 x 47/37	54 x 44	82 x 40
338B/PU-	100	65	119	27	31	8	47/37 x 47/37	54 x 44	82 x 40



Brake 348HB/SR-75 Swivel 348H/N-75

Bolt hole castors

- Housing made of press steel.
- Zinc plated.
- Single ball race swivel head.
- 348HB/SR-75mm – Non marking TPE rubber wheel with brake castor.
- 348H/N-75mm – Nylon wheel with swivel castor.

Castor code/wheel-	 mm	 kg	 mm	 mm	 mm
TPE rubber (non-marking)					
348H/SR-	50	30	74	20	6, 8, 10
348HB/SR-	65	50	89	27	6, 8, 10
Nylon					
348H/N-	75	50	99	27	6, 8, 10
348HB/N-	100	60	118	27	6, 8, 10
Polyurethane					
348H/PU-	100	70	125	32	12 / 1/2"
348HB/PU-	125	90	150	32	12 / 1/2"

Castors for Installation to Tubes









Series EX358



Swivel EX358/SR-75 Brake EX358B/SR-75

Expanding stem castors

- Non-marking castor (TPE rubber).
- Easy running even under load.
- Special duty expanding stem castor for use with round and square tubes.
- Designed for use in hospitals, hotels and many other light-medium duty applications.

Castor code/wheel-	 mm	 kg	 mm	 mm	 mm	 mm	 mm	 mm
TPE rubber (non-marking)								
EX358/SR- EX358B/SR-	65	50	88	27	31	8	22, 28, 32	60
	75	60	101	27	31	8	22, 28, 32	60
	100	65	125	27	31	8	22, 28, 32	60
	125	90	163	32	41	10	22, 28, 32	60
Nylon								
EX358/N- EX358B/N-	65	50	88	26	31	8	22	60
	75	60	101	26	31	8	22	60
	100	65	125	26	31	8	28	60
Polyurethane								
EX358/PU- EX358B/PU-	65	50	88	27	31	8	22, 28, 32	60
	75	60	101	27	31	8	22, 28, 32	60
	100	65	125	27	31	8	22, 28, 32	60
	125	90	163	32	41	10	22, 28, 32	60



Threaded stem castors

- Wheel size : 50mm – 125mm.
- Special duty threaded stem castor.
- Most popular castors designed for use in hospitals, research centres, steel office equipment and serving trolleys.
- Nylon wheels, polyurethane wheels and TPE rubber treads leaves floors unmarked.
- Available with locking device.



TPE rubber (non-marking)								
368T/SR- 368TB/SR-	50	30	67	20	23	6	U 1/2 x 20-I	14
	65	50	87	27	31	8	U 1/2 x 20-I	25
	75	60	100	27	31	8	U 1/2 x 20-I	25
	100	65	124	27	31	8	U 1/2 x 20-I	25
	125	90	163	32	41	8	U 1/2 x 20-I	25

Nylon								
368T/N- 368TB/N-	50	40	67	22	24	6	U 1/2 x 20-I	14
	65	60	87	26	31	8	U 1/2 x 20-I	25
	75	60	100	26	31	8	U 1/2 x 20-I	25
	100	65	124	26	31	8	U 1/2 x 20-I	25
	125	90	163	32	41	8	U 1/2 x 20-I	25


Polyurethane								
368T/PU- 368TB/PU-	50	40	67	20	23	6	U 1/2 x 20-I	14
	65	60	87	27	31	8	U 1/2 x 20-I	25
	75	60	100	27	31	8	U 1/2 x 20-I	25
	100	65	124	27	31	8	U 1/2 x 20-I	25
	125	90	163	32	41	8	U 1/2 x 20-I	25

Swivel 378T/RB
Brake 378TB/RB



Brake Swivel 378B/RB
Swivel 378S/RB

- Designed for use with light weight scaffolding, and is complete with a brake.

Castor code/wheel-	 mm	 kg	 mm	 mm	 mm	 mm	 mm
Rubber							
378S/RB-	160	135	40	188	34	150	342
378B/RB-	200	205	50	231	34	150	385
378T/RB-	160	135	40	188	34	600	792
378TB/RB-	200	205	50	231	34	600	835
Polyurethane							
378S/DPU-	150	225	50	183	34	150	342
378B/DPU-	200	225	50	231	34	150	385
378T/DPU-	150	225	50	183	34	600	792
378TB/DPU-	200	225	50	231	34	600	835



Pneumatic Castors and Wheels




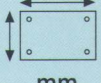
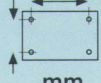




- Steel plate yoke base – cold forged from 1/4" thick.
- Zinc plated finish.
- Double ball bearing swivel raceway heat treated for extra strength.
- Completely quiet operation and protection of floor and load.

Code	 mm	 kg	 mm	 mm	 mm	 mm	 mm	 mm
Grey	200	75	50	20	231	roller	105 x 135	105 x 75-80
250-4	225	136	63	16	241	ball	100 x 114	66 x 76 to 92
350-4	257	160	80	16	330	ball	100 x 114	66 x 76 to 92
350-5	303	204	96	16	349	ball	100 x 114	66 x 76 to 92

Ball Castors for Furniture



Castor code/wheel-	 mm	 kg	 mm	 mm	 mm	 mm	 mm
TT-50B TT-50BS	50	25	67			SAE 1/2	14
BP-50B BP-50BS	50	25	65	38 x 38	26 x 26		

Hand Truck

MY STAR[®]



PRESTAR
BRAND

NF-301-300kg
36" x 24"

HT1801 (200kg)

Levelling Adjusters



Steel SAJ



Powder Coated AJ



Nylon 6 PAJ



Model No.	D mm	d x L mm	L mm	H mm	d mm	kg
Steel						
SAJ/01-	55	M10 x 50	50	73	M10 x P1.25	300
SAJ/02-	55	M10 x 75	75	98	M10 x P1.25	300
SAJ/03-	55	M10 x 100	100	123	M10 x P1.25	300
SAJ/1-	55	M12 x 50	50	70	M12 x P1.75	300
SAJ/2-	55	M12 x 100	100	120	M12 x P1.75	300
SAJ/3-	75	M16 x 100	100	125	M16 x P2.0	500
SAJ/4-	75	M16 x 130	130	155	M16 x P2.0	500
Powder Coated						
AJ/4-	40	M8 x 60	60	80	M8 x P1.25	200
AJ/4-	40	M10 x 50	50	70	M10 x P1.25	350
AJ/5-	50	M12 x 50	50	75	M12 x P1.75	400
AJ/5-	50	M12 x 70	70	95	M12 x P1.75	400
AJ/5-	50	M12 x 100	100	125	M12 x P1.75	400
AJ/5-	50	M16 x 70	70	95	M16 x P2.0	500
AJ/6-	60	M16 x 70	70	95	M16 x P2.0	500
AJ/6-	60	M20 x 100	100	125	M20 x P2.5	500
AJ/6-	60	M20 x 170	170	195	M20 x P2.5	500
Nylon 6						
PAJ/1-	50	M12 x 68	68	93	M12 x P1.75	300
PAJ/2-	50	M12 x 124	124	150	M12 x P1.75	300
PAJ/3-	80	M12 x 68	68	102	M12 x P1.75	700
PAJ/4-	80	M12 x 124	124	153	M12 x P1.75	700
PAJ/5-	80	M16 x 124	124	153	M16 x P2.0	700
PAJ/6-	80	M16 x 161	161	190	M16 x P2.0	700

Machinery Mounts



F Series




CAM Series



R Series









- Synthetic rubber hardness 65 - 70 shore. Suitable for machinery with low frequency vibrations and for irregular floors.
- Neoprene rubber hardness 75 shore. Guarantees long life to the product and great stability for machinery.
- Polyurethane hardness 80 - 85 shore. Resistant to water, oil, high and low temperatures, abrasions and shocks.

Model No.	D mm	d x L mm	H mm	 kg
Synthetic rubber				
000B-	40	8 x 40	15	0 - 60
00B-	60	10 x 83	18	30 - 100
0B-	70	12 x 90	22	80 - 150
1B-	90	12 x 90	25	100 - 300
2B-	115	16 x 115	29	300 - 600
3B-	125	16 x 115	31	500 - 900
4B-	150	16 x 115	33	800 - 1500
5B-	170	16 x 115	36	1300 - 2000
Neoprene rubber				
CAM90-	90	16 x 95	48	900
CAM125-	125	16 x 120	57	2500
CAM170-	168	20 x 120	57	4000
Polyurethane				
F90-	100	16 x 110	30	500 - 2000
F120-	123	20 x 120	33	2000 - 4000
F160-	173	20 x 120	40	4000 - 6000
R90-	100	16 x 115	30	500 - 2000
R120-	123	20 x 125	33	2000 - 4000

Levelling Castors



- Forged steel top plate. (F-type) for Flange or Screw (S-type) fitting.
- Die-cast aluminum frame with steel swivel head.
- Powder-coated Ivory colour finish.
- Roll-Level-Cushion heavy machinery and equipment.

Model No.	 mm	 kg	 mm	 mm	 mm	 mm	 mm	 mm	 mm
GD-40S	50	50	71	25				M8 x 1.25	15
GD-60S	50	250	82	25				M12 x 1.75	18
GD-60F	50	250	82	25	73 x 73	58 x 58	6.5		
GD-100S	75	750	120	35				M16 x 2.0	
GD-100F	75	750	120	35	95 x 95	70 x 70	11		24
GD-120S	75	1000	120	35				M16 x 2.0	
GD-120F	75	1000	120	35	95 x 95	70 x 70	11		24
GD-150F	97	1500	130	50	100 x 100	70 x 70	13	-	-

Automatic Gate Wheel



- Grooved steel wheel.
- Heavy duty – double bearing.
- Gold finish.
- Design for two types of usage. (angle bar and flat bar)

V-Grooved Series



Flat bar









Angle bar

Castor code/wheel-	 mm	 kg	 mm	 mm	 mm	 mm	bearing	bearing size
Steel V-Groove Wheel								
VG-	50	100	14	16	8		double ball	6204zz
	70	200	21	23	12		double ball	6201zz
	100	500	28	30	20		double ball	6204zz
	125	500	28	30	20		double ball	6205zz
Nylon 6 V-Groove Wheel								
NVG-	75	150	32	32	17		double ball	6003zz
WNVG-	100	250	33	33	17		double ball	6003zz

Wheel Types



- **RB series**
Standard solid rubber tyre.
- **PP series**
Polypropylene wheel.
- **DNB series**
Heavy duty nylon wheel with roller bearing.
- **PH series**
Heavy duty high temperature wheel.

Wheel Type-	 mm	 kg	 mm	 mm	 mm	 bearing
Standard rubber						
RB-	80	50	25	12	38	roller
RB-	100	70	30	12	38	roller
RB-	125	100	38	15	46	roller
RB-	160	135	40	20	57	roller
RB-	180	180	50	20	57	roller
RB-	200	205	50	20 / 25	57	roller
RB-	250	295	60	25	60	roller
RB-	400	450	80	25	75	ball
Polypropylene						
PP-	80	100	35	12	37	plain
PP-	100	120	35	12	37	plain
PP-	125	150	37	15	46	plain
PP-	150	250	46	20	57	plain
PP-	200	250	46	20	57	plain
Nylon						
DNB-4RB20	100	360	52	20	60	roller
DNB-5RB20	125	450	52	20	60	roller
DNB-6RB20 / -6BJ20	150	500	50	20	60	roller / ball
DNB-6RB25 / -6BJ25	150	500	50	25	60	roller / ball
DNB-8RB20 / -8BJ20	200	500	50	20	60	roller / ball
DNB-8RB25 / -8BJ25	200	500	50	25	60	roller / ball
Phenolic - Temperature						
PH 250°C	75	150	38	12	41	plain
PH 250°C	100	300	38	15	41	plain
PH 150°C	100	320	50	19	55	roller
PH 150°C	125	360	50	19	55	roller
PH 150°C	150	360	50	19	55	roller
PH 150°C	200	400	50	19	55	roller

Heavy Duty Rubber Wheels




Resilient Tread Wheels

- KRB series**
 Kuli rubber tyred cast iron wheel. Size : 100 - 355 mm.
 Load capacity : Maximum 700kg.
- DRB series**
 Rubber tyred aluminum wheel. Size : 100 - 200 mm.
 Load capacity : Maximum 280kg.
- HBB series**
 Hard rubber wheel. Size : 75 - 125 mm.
 Load capacity : Maximum 125kg.



Code No.	 inches / mm	 kg	 mm	 inches (mm)	 inches (mm)	 bearing
KRB Series						
KRB-415W	4" / 102	250	40	3/4 (19)	1 5/8 (41)	roller
KRB-420W	4" / 102	300	50	3/4 (19)	2 3/16 (55)	roller
KRB-515W	5" / 127	250	40	3/4 (19)	1 5/8 (41)	roller
KRB-520W	5" / 127	300	50	3/4 (19)	2 3/16 (55)	roller
KRB-620W	6" / 152	350	50	3/4 (19)	2 3/16 (55)	roller
KRB-625W	6" / 152	400	63	1" (25.4)	2 3/4 (70)	roller
KRB-630W	6" / 152	450	76	1" (25.4)	3 1/4 (82)	roller
KRB-820W	8" / 203	350	50	3/4 (19)	2 3/16 (55)	roller
KRB-825W	8" / 203	400	63	1" (25.4)	2 3/4 (70)	roller
KRB-830W	8" / 203	450	76	1" (25.4)	3 1/4 (82)	roller
KRB-1020W	10" / 254	400	50	3/4 (19)	2 3/16 (55)	roller
KRB-1025W	10" / 254	500	63	1" (25.4)	2 3/4 (70)	roller
KRB-1030W	10" / 254	600	76	1" (25.4)	3 1/4 (82)	roller
KRB-1225W	12" / 304	500	63	1" (25.4)	2 3/4 (70)	roller
KRB-1230W	12" / 304	600	76	1" (25.4)	3 1/4 (82)	roller
KRB-1430W	14" / 355	700	76	1" (25.4)	3 1/4 (82)	roller
DRB Series						
DRB-4RB20	4" / 100	160	52	(20)	(60)	roller
DRB-5RB20	5" / 125	180	52	(20)	(60)	roller
DRB-6RB20 / -6BJ20	6" / 150	200	50	(20)	(60)	roller / ball
DRB-6RB25 / -6BJ25	6" / 150	200	50	(25)	(60)	roller / ball
DRB-8RB20 / -8BJ20	8" / 200	280	50	(20)	(60)	roller / ball
DRB-8RB25 / -8BJ25	8" / 200	280	50	(25)	(60)	roller / ball
HBB Series						
HBB-3/m8	3" / 76	100	32	8	(41)	ball
HBB-3/m9 - 5	3" / 76	100	32	9.5	(41)	ball
HBB-4/m8	4" / 102	120	32	8	(41)	ball
HBB-4/m9 - 5	4" / 102	120	32	9.5	(41)	ball
HBB-5/m8	5" / 127	125	32	8	(41)	ball
HBB-5/m9 - 5	5" / 127	125	32	9.5	(41)	ball

Heavy Duty Polyurethane Wheels



Resilient Tread Wheels (non-marking)

- KPU series**
 Kuli Polyurethane tyred cast iron wheel. Size : 150 - 300 mm. Load capacity : Maximum 1200kg.
- DPU series**
 Polyurethane tyred aluminum wheel. Size : 100 - 200 mm. Load capacity : Maximum 500kg.
- APU series**
 Polyurethane tyred bonded onto the aluminum wheel. Size : 100 - 150 mm. Load capacity : Maximum 300kg.
- PB series**
 Polyurethane wheel. Size : 75 - 125 mm. Load capacity : Maximum 135kg.






Code No.	 inches / mm	 kg	 mm	 mm	 mm	 bearing
KPU Series						
KPU-6RB20	6" / 150	700	45	20	60	roller
KPU-6RB25	6" / 150	700	45	25	60	roller
KPU-8RB20	8" / 200	1000	51	20	60	roller
KPU-8RB25	8" / 200	1000	51	25	60	roller
KPU-10RB25 / -10BJ25	10" / 250	1100	51	25	60	roller / ball
KPU-12BJ25	12" / 300	1200	57	25	60	ball
DPU Series						
DPU-4RB20	4" / 100	360	52	20	60	roller
DPU-5RB20	5" / 125	450	52	20	60	roller
DPU-6RB20 / -6BJ20	6" / 150	500	50	20	60	roller / ball
DPU-6RB25 / -6BJ25	6" / 150	500	50	25	60	roller / ball
DPU-8RB20 / -8BJ20	8" / 200	500	50	20	60	roller / ball
DPU-8RB25 / -8BJ25	8" / 200	500	50	25	60	roller / ball
APU Series						
APU-4RB20	4" / 100	250	35	20	57	roller
APU-5RB20	5" / 125	300	40	20	57	roller
APU-6RB20	6" / 150	300	40	20	57	roller
PB Series						
PB-3/m8	3" / 76	110	32	8	41	ball
PB-3/m9 - 5	3" / 76	110	32	9.5	41	ball
PB-4/m8	4" / 102	125	32	8	41	ball
PB-4/m9 - 5	4" / 102	125	32	9.5	41	ball
PB-5/m8	5" / 127	135	32	8	41	ball
PB-5/m9 - 5	5" / 127	135	32	9.5	41	ball

Nylon / Polyurethane Pallet Roller



Pallet Wheel

- Roller with polyurethane tyres vulcanized on metal core with groove ball bearing.

Wheel Type -	 mm	 mm	 kg	 mm	 bearing	bearing size
Polyurethane						
PU-	82	75	700	20	ball	6204zz
PU-	82	80	700	20	ball	6204zz
PU-	82	100	1000	20	ball	6204zz
PU-	140	60	800	25	ball	6205zz
PU-	180	70	800	25	ball	6205zz
PU-	203	50	1000	25	ball	6205zz
Nylon						
N-	82	75	700	20	ball	6204zz
N-	82	100	1000	20	ball	6204zz
N-	175	60	1000	20	ball	6204zz
N-	175	48	600	20	ball	6204zz
N-	200	48	700	20	ball	6204zz

Corner Bumpers



Grey corner bumpers

- A heavy duty bumper with round build-up of the corner where shocks and wear are greatest. End side is 75mm long and 29mm wide at the base.

Thickness at corner (mm)	Thickness at ends (mm)	Mounting holes (mm)
35	26	8