

Automate and secure your entrance in style




Semi Automatic Full Height Turnstile

Model : TTS713

TTS713 semi auto stainless steel full-height turnstile can achieve maximum access security control. Users are not able to crawl underneath or climb over to gain unauthorized access into premise. Full height turnstile can effective control single pass through each time.

TTS713 is suitable for outdoor application as well as indoor. They are optimized economical solution for factory, colleges, commercial building , stadium , game park, prison and etc. It is not suitable installed near side sea.



Premium
automation

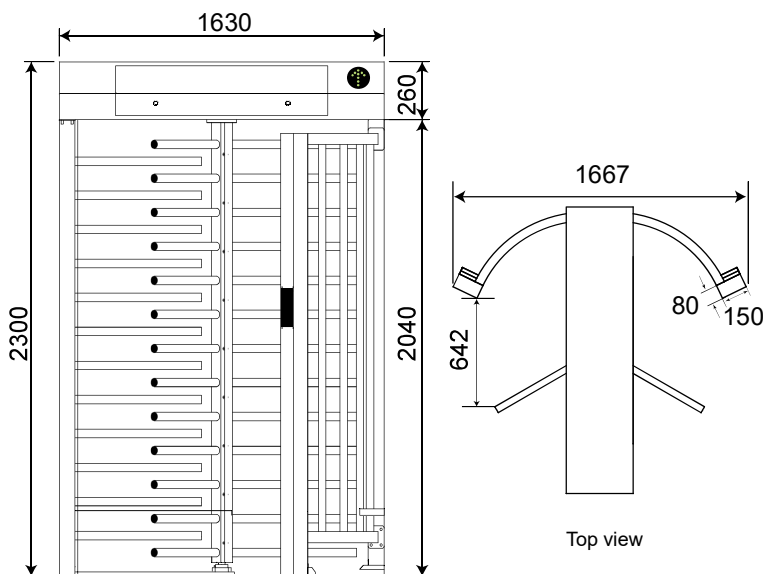


** All picture shown for illustration purpose only. Actual product may be vary due to product enhancement.

TECHNICAL SPECIFICATION:

Description	Parameters
Temperature	15° to 60°C
Operating voltage	DC 24V
Power supply input	AC 220V
Power consumption	30 watt
Humidity	0 to 95%
Optimal traffic rate	20 to 30 people per min
Communication interface	Dry contact / RS485 / RS232

DIMENSION:



all measurements in mm unit

STRUCTURE PARAMETER

Description	Specification
Housing material	304 grade stainless steel
Housing dimension	1630 x 1667 x 2300
Surface treatment	Brushed finish
Arm material	304 grade stainless steel
Lane width	642mm (default)
Arm's OD	38mm (default) 48mm (max)

Feature

1 MINIMUM MAINTENANCE

The housing is made of high quality stainless steel, and all the internal parts are with antirust and antiseptic treatment to achieve high level of durability.

2 EASY INTEGRATION

Easy integration with any third party access control or ticketing via dry contact interface. TTS713 will unlock and allow arm rotation upon receiving valid dry contact from electronic access system.

3 ANTI TAILGATING

Smart lock mechanism uses limit switch to detect rotation and effectively re-lock back after arm has been rotated more than half. Therefore current user can only finish the rotation to pass through or reverse the rotation to exit. Either way, it will not allow second person to pass through again.

4 EMERGENCY RECOVERY

During power failure the system will unlock the arms. User can manually push the arms for free passage. This allows convenient evacuation of people inside the premise.

5 STRONG LOCK

When the arm is locked, it will be able to sustain resistant force 70kg to restrain from unauthorized force open attempt

Premium automation


NEW FEATURES



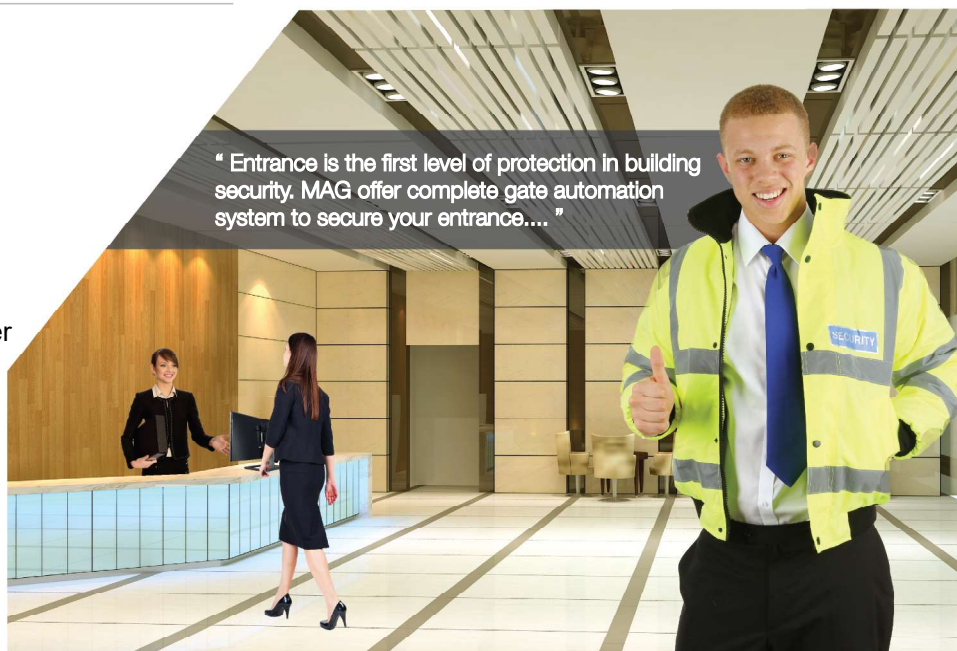
Indicator light



Space to install reader



Authorized dealer



" Entrance is the first level of protection in building security. MAG offer complete gate automation system to secure your entrance.... "