

Interface Terminal

RXT Series

Part Number Description

RXT	-	1					
1 Description	F01 K04H	Q01 K04M	A01 N321	B01 P321	G04	G04N	K04

Relay Specification

TA-1a, TR-1a

Rated Current	250VAC 5A, 30VDC 5A	
Power Consumption	200mW (24VDC)	
Minimum load Current	100mA 5VDC	
Maximum Switching Current	5A	
Time	Pick-up Time	Approx. 8ms
	Drop Out Time	Approx. 5ms
Life Cycle	Mechanical Life Cycle	Min. 10,000,000
	Electrical Life Cycle	Min. 100,000

- ☞ For the Motor Speed Controller, please use a product without the surge absorber.
- ☞ Select the Relay to be applied : RXT-K04(NAIS PQ1a), RXT-K04H(HR96A) RXT-K04M (omron relay)

TF-1C

Contact Ratings	Contact Form	1C	
	Contact Material	Silver Alloy	
	Maximum Contact Resistance	30mΩ	
	Rated Current (Resistance Load)	6A 250VAC , 6A 30VDC	
	Maximum Contact Capacity	DC	180W
		AC	1500VA
	Maximum Rated Voltage	6A 250VAC	
Coil Ratings	Minimum Switching Current	1mA 5VDC	
	Coil Voltage	12V 24V	
	Coil Consumption	170mW 24VDC	
	Minimum Pick Up Voltage	70% of Nominal Voltage	
	Maximum Drop-Out Voltage	5% of Nominal Voltage	
	Operating Time	8ms	
	Drop-out Time	4ms	
General Ratings	Insulation Resistance	100MΩ	
	Dielectric Strength	Between Contact Points an Coil : 4,000VAC 1 minute	
		Between Contact Points : 1,000VAC 1 minute	
	Life Cycles	Mechanical	Min. 10,000,000
		Electrical	Min. 100,000
	Vibration Resistance	10Hz ~ 55HZ 1mm DA	
	Ambient Temperature	-40°C ~ 85°C	
	Ambient Humidity	5% ~ 85% RH	
	Weight	Approx. 3g	
	Certification	CE , VDE , UL	



Relay Specification

HR96A

Contact Ratings	Contact Form	1N/O		
	Contact Material	Silver Alloy		
	Maximum Contact Resistance	100mΩ		
	Rated Current (Resistance Load)	5A 30VDC 10A 125VAC 5A 250VAC		
	Maximum Contact Capacity	DC	150W	
		AC	1,250VA	
Coil Ratings	Minimum Switching Current	100mA 5VDC		
	Coil Voltage	3VDC ~ 24VDC		
	Coil Consumption	200mW 450mW		
	Minimum Pick Up Voltage	Less than 75% of rated voltage		
	Maximum Drop-Out Voltage	More than 10% of rated voltage		
	Operating Time	8ms		
General Ratings	Drop-out Time	5ms		
	Insulation Resistance	1,000MΩ min.(at 500VDC)		
	Dielectric Strength	Between Contact Points an Coil : 4,000VAC 1 minute		
		Between Contact Points : 1,000VAC 1 minute		
	Life Cycles	Mechanical	Min. 10,000,000	
		Electrical	Min. 100,000	
	Vibration Resistance	10 Hz to 55 Hz (vibration width: 1.5 mm)		
	Ambient Temperature	-40°C ~ 70°C (with no icing)		
	Ambient Humidity	35% ~ 85% RH		
	Weight	Approx. 7g		
Certification				

JQ1A-24V

Contact Ratings	Arrangement	1N/O	
	Contact Material	Silver Alloy	
	Initial contact resistance, max.	100mΩ	
	Nominal switching capacity	5A 125VAC 2A 250VAC 5A 30VDC	
	Max. switching power	625VA, 150W	
	Max. switching current	5A	
General Ratings	Initial insulation resistance	1,000MΩ min.(at 500VDC)	
	Ambient temp	-40°C ~ 85°C	
	Ambient Humidity	5% ~ 85% RH	
	Unit weight	Approx. 7g	
	Certification	UL, CSA, VDE, T V, SEMKO	




G6B-1174P-FD-US24V

Contact Ratings	Resistance	30mΩ	
	Insulation resistance	Min. 1,000 MΩ	
General Ratings	Dielectric Strength	Between coil and contacts : 6kV 1.2 x 50μs	
		Between contacts of the same polarity : 1,000VAC 50/60Hz 1 minute	
General Ratings	Durability	Mechanical : Min. 50,000,000	
		Electrical : Min. 100,000	
	Vibration resistance	10 to 55 to 10 Hz, 0.75 mm single amplitude (1.5 mm double amplitude)	
	Ambient temp	-25°C ~ 70°C (with no icing or condensation)	
General Ratings	Ambient Humidity	5% ~ 85% RH	
	Unit weight	Approx. 3.5~4.6g	


Interface Terminal

RXT Series

Product Selection

	Rekat	Distinction	Part Number
	TF-1C 250V 6A 30VDC 6A	Bolt terminal, 1P	RXT-F01
	TF-1C 250V 6A 30VDC 6A	Quick terminal, 1P	RXT-Q01
	TA-1A 250V 5A 30VDC 5A	1P	RXT-A01
	HR96A 250V 5A 30VDC 5A	1P	RXT-B01
	TA-1a 250V 5A 30VDC 5A	4P	RXT-G04
	APAN3124 250VAC 5A 30VDC 5A	4	RXT-G04N
	HR96A 250V 5A 30VDC 5A	4P	RXT-K04H
	JQ1A-24V (NAIS) 125VAC 5A	4P	RXT-K04
	TA-1A 250V 5A 30VDC 5A	NPN, 32P	RXT-N321
		PNP, 32P	RXT-P321

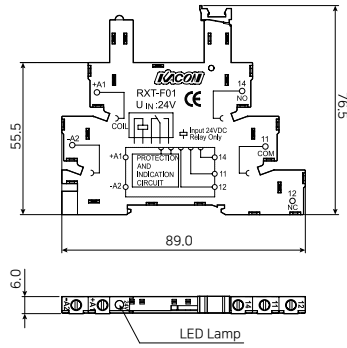
Accessory

	Applicable items		Part Number
	RXT-F01 RXT-Q01	쇼트바	RXT-QS

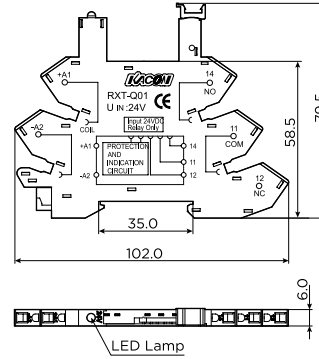
Dimension & Diagrams

unit : mm

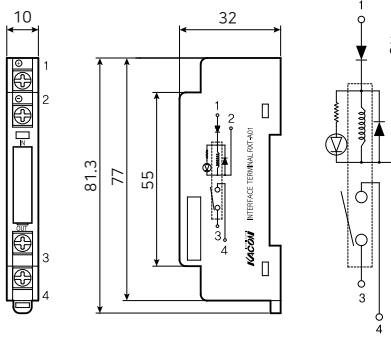
RXT - F01 screw type



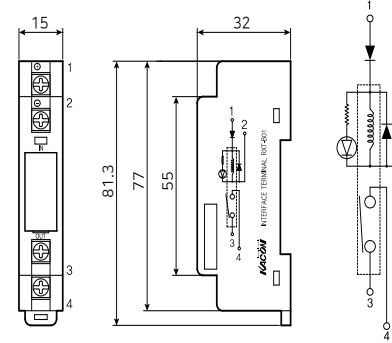
RXT - Q01 Pin Type



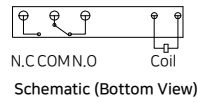
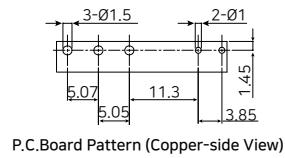
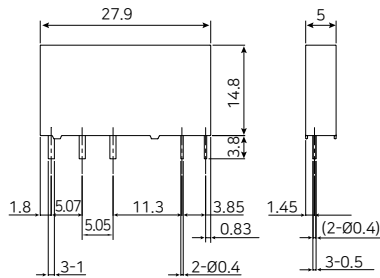
RXT - A01



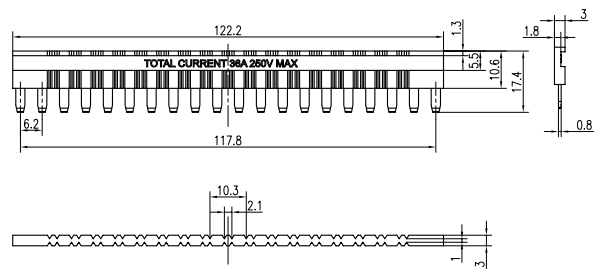
RXT - B01



TF-1C



RXT-QS



Interface Terminal

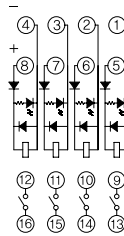
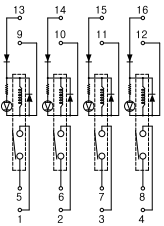
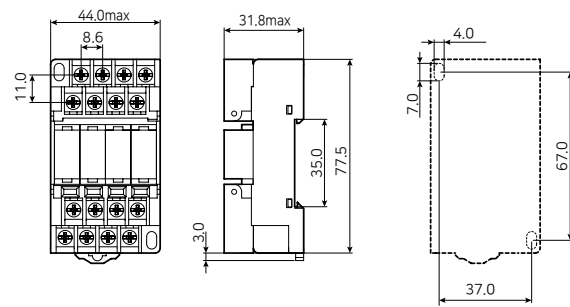
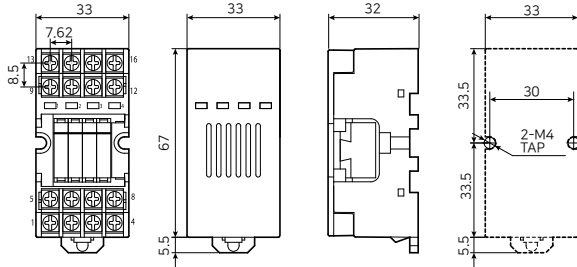
RXT Series

Dimension & Diagrams

unit : mm

RXT - G04 (TA-1a relay mounted)
RXT - G04N (APAN3124 relay mounted)

RXT - K04 (NAIS JQ1A-24V relay mounted)
RXT - K04H (HR96A relay mounted)



RXT - N08

