



belair

TOTAL COMPRESSED AIR SOLUTION

belair

▶ **BHKF SERIES
PRECISE COMPRESSED
AIR FILTER**

PRECISE COMPRESSED AIR FILTER



*Efficiency,
Reliability,
Innovation*

- ▶ High Efficiency
- ▶ Non Corrodibility
- ▶ Anti Leakage Technology
- ▶ User Friendly Design
- ▶ Cost Saving
- ▶ High Flow Rate
- ▶ Low Diffirential Pressure
- ▶ Automatic Drain

Compressed air without purification in industrial application contains in more than 100 millions polluting particles such as oil, dirt, water and etc. Most of these particles are so small in dimension, less than 5 micron, that it cannot be filtered / intercepted by the standard intake filter in the compressor. Such particles mixed with water and oil vapours generated during compression, caused the early wear and tear of the appliances and consequently caused of expensive interruptions to the production and increase the number of the intervention for the maintainance purposes.

A right selction of filters will allows the best choice of the suitable equipment according to the quantity of air to treated and the necessary filtration degree in order to improve the performance of the whole system.

BELAIR FILTER GRADE

Filter Grade GF

- For coarse pre-filtration
- Particle removal down to 3 micron

Filter Grade PF

- For general filtration
- Particle removal down to 1 micron
- Oil content down to 0.1 mg/m³ at 20°C

Filter Grade AF

- For high performance filtration
- Particle removal down to 0.01 micron
- Oil content down to 0.01 mg/m³ at 20°C

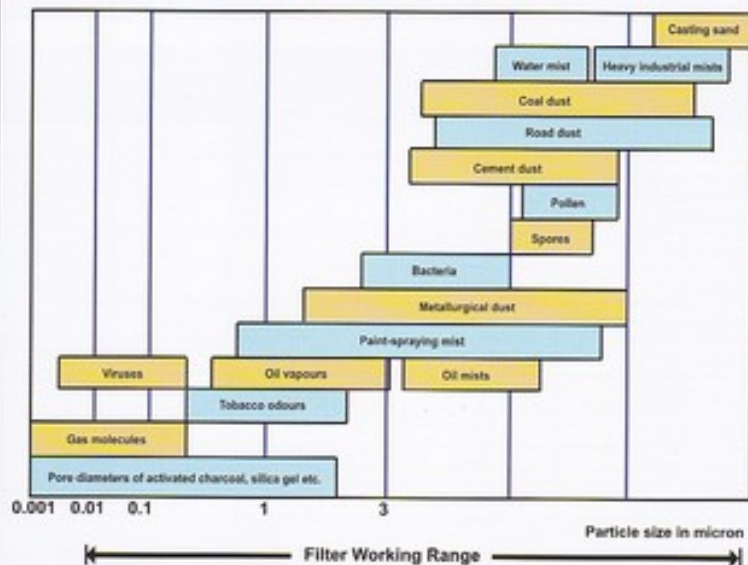
Filter Grade XF

- For high performance filtration
- Particle removal down to 0.01 micron
- Oil content down to 0.001 mg/m³ at 20°C

Filter Grade AC

- Activated carbon filter. For odour removal. Applicable in oil lubricated compressors.
- For removal of oil content down to 0.003 mg/m³ at 20°C



Nature And Extent Of Air Impurities



ISO8573.1-2001

Class	Solid Particle (maximum number of particles per m ³)			Water Pressure Dewpoint °C	Oil (incl. vapour) mg / m ³
	0.1-0.5 μ	0.5-1.0 μ	1.0-5.0 μ		
1	100	1	0	-70	0.01
2	100,000	1,000	10	-40	0.1
3	-	10,000	500	-20	1.0
4	-	-	1,000	+3	5
5	-	-	20,000	+7	-
6	-	-	-	+10	-

Accessories

	Internal Auto Drain IAD 416		Timer Drain ETD 04
	Internal Auto Drain IAD 316		Sight Glass SG 03
	External Auto Drain HAD 20A		External Auto Drain HAD 20B
	Differential Pressure Indicator DPI 01		Differential Pressure Gauge DPG 02



TECHNICAL DATA & SPECIFICATION

Model	Flow Rate (m ³ /min)	Connection (inches)	Dimension (mm)			Weight (KG)	Element Kit	
			A	B	C		Model	Quantity
BHKF-10*	1.0	3/4"	105	300	260	1.5	E-10*	1
BHKF-18*	1.8	1-1/2"	105	300	260	1.5	E-18*	1
BHKF-28*	2.8	1-1/2"	125	370	330	1.7	E-28*	1
BHKF-48*	4.8	1-1/2"	125	500	460	3.5	E-48*	1
BHKF-71*	7.1	2"	125	500	460	3.5	E-71*	1
BHKF-110*	11	2"	135	635	595	4.5	E-110*	1
BHKF-140*	14	2-1/2"	135	635	595	4.5	E-140*	1
BHKF-180*	18	2-1/2"	315	965	830	38	E-180*	1
BHKF-230*	23	2-1/2"	315	1125	830	38	E-230*	1
BHKF-270*	27	3"	400	1150	970	43	E-270*	1
BHKF-350*	35	3"	400	1150	970	43	E-350*	1

Filter Grade (*)	Particle Removal Down To	Oil Removal Down To	Normal Initial Pressure Drop
GF	3 micron	-	0.03 bar g
PF	1 micron	0.1mg/m ³	0.05 bar g
AF	0.01 micron	0.01mg/m ³	0.09 bar g
XF	0.01 micron	0.001mg/m ³	0.10 bar g
AC	-	0.003mg/m ³	0.10 bar g

Modification for Model Selection

Working Pressure (MPa(g))	0.1	0.2	0.3	0.5	0.7	0.9
Correction Factor	0.38	0.53	0.65	0.85	1.00	1.13

* BELAIR reserved the right to make technical changes without prior notice, errors and omissions excepted

