

kontrol series

measuring and control instruments



Measuring and control instruments, Assembled Panels,

Model	Measurement scales							Galvanically isolated outputs
	pH	Rx	Cond.	Cl	O ₂	FTU	°C / °F ^(*)	
kontrol 40								
PR40	0÷14 pH	±1500 mV					✓	1
CD40			1÷50000 µS				✓	
kontrol 500								
PR500	0÷14 pH	±1500 mV					✓	2
CL500				0÷20 ppm			✓	
CD500			1÷20000 µS				✓	
OX500					0÷20 ppm		✓	
TB500						0÷100 FTU	✓	
assembled panels								
kontrol PRC	0÷14 pH	±999 mV		0÷5 ppm			°C	2
kontrol CL				0÷5 ppm			°C	
kontrol PR	0÷14 pH	±999 mV					°C	
kontrol PC	0÷14 pH			0÷5 ppm			°C	
photometer systems								
				0÷5 ppm			✓	4
				0÷5 ppm			✓	
	0÷14 pH			0÷5 ppm			✓	
	0÷14 pH	±1500 mV		0÷5 ppm			✓	

(*) Only compensation measure for pH, Conductivity and O₂



Photometer Systems, Probes and Accessories...

Index

Relay Functions	Backlit Display	Enclosures				Assembled on panel
		Din Rail	Panel-mounting		Wall-mounting 144 x 144	
			48 x 96	96 x 96		
2 Set Points	Alphanumeric 2 lines 16 characters	✓	✓	✓	✓	4
		✓	✓	✓	✓	
2 Set Points 1 Remote Alarm 1 Probe Cleaning	Graphic 128 x 64 pixels			✓	✓	6
				✓	✓	
				✓	✓	
				✓	✓	
2 Set Points 1 Remote Alarm	LED 7 digit				✓	8
					✓	
					✓	
					✓	
4 Set Points 1 Remote Alarm 1 Probe Cleaning 1 Auxiliary Control	Graphic 240 x 128 pixels				✓	10
					✓	
					✓	
					✓	

Probes

pH, Redox and Conductivity

Oxygen and Turbidity (for 500 series) **Oxysens® - Turby Sensor**

Potentiostatic Chlorine probes (for 500 series) **CL-Sensor**

Accessories

pH, Redox and Conductivity probe holder

Cables, buffer solutions and probe accessories

12

14

15

16

18

pH/Redox and conductivity measuring and control instruments



Wall-mounting version with IP65 degree protection (144x144x90 mm)

kontrol 40

A technologically advanced instrument that allows accurate adjustments for applications such as:

- mineral water processing
- water treatment
- electroplating processes
- food production/processing
- swimming pools
- biotechnologies
- osmosis plants

kontrol PR40

pH/Redox

kontrol CD40

Conductivity



DIN Rail Version
(6 EN50022 modules)



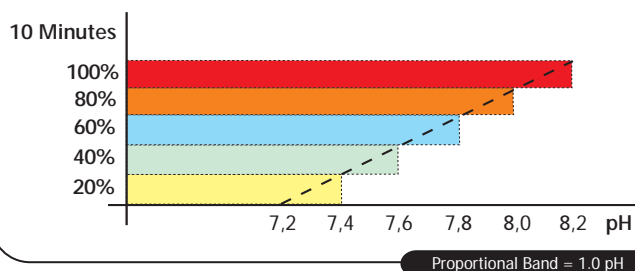
Panel-mounting version
(96x96x92 mm)



Panel-mounting version
(48x96x100 mm)

Standard Functions

- Multilingual menu
- Password protection of menu setting
- **Relay status indicator**
- **Manual control of all instrument functions**
- **Measurement probes quality control**
- **OFA (Over Feed Alarm):** timed excess dosage alarm
- **Alarm band can be set with min. and max. values**
- **Proportional dosing through Set Points:**



Voltage input from remote system

The **kontrol 40** is equipped with a voltage input (ranging from 15 to 30 Vac/Vdc) to suspend the measurement and dosage functions via a remote system.

Galvanic isolation of output 4...20mA

The ideal solution for connecting to a logger or data acquisition system without any interference.

Selectable measurement scales

Using the programming menu, it is possible to select the available measurement scale to ensure operating versatility with a single instrument.

Easy to read

The **kontrol 40** displays the chemical measurement, the temperature and any alarms via the 2-line, 16-character Display.

Easy to calibrate

This instrument is able to recognize the buffer solutions, performing automatic calibration for **2 points (7 and 4 or 9.22 pH)**, stopping the dosage and indicating the efficiency of the probe in percentage value.

Conductivity calibration is performed using a reference solution.



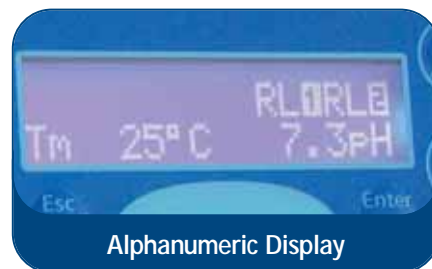
pH/Redox-meter features

Measurement scales(*)	pH: 0÷14 pH Redox: ±1500 mV	Precision 1% FS Precision 1% FS
Temperature Resolution	0÷100°C (32÷212 °F) (Precision 1% FS) with PT100	
Current output(*)	0/4÷20 • 20÷4/0 mA (±2%)	galvanically isolated
Set Points (2 independent)	through 10 A 250 V dry contact relay	(resistance load)
Control voltage	15÷30 Vac/Vdc	
Power supply	100÷240 Vac 50Hz/60Hz	(12÷24 AC/DC on request)

Conductivity-meter features

Measurement scales(*)	1÷50000 µS	Precision 1% FS
with K10 probe	1÷200 µS ± 1% FS 10÷2000 µS ± 1% FS	
with K5 probe	20÷4000 µS ± 1% FS	
with K1 probe	100÷20000 µS ± 1% FS 200÷50000 µS ± 1% FS	
Temperature Resolution	0÷100°C (32÷212 °F) (Precision 1% FS) with PT100	
Current output(*)	0/4÷20 • 20÷4/0 mA (±2%)	galvanically isolated
Set Points (2 independent)	through 10 A 250 V dry contact relay	(resistance load)
Control voltage	15÷30 Vac/Vdc	
Power supply	100÷240 Vac 50Hz/60Hz	(12÷24 AC/DC on request)

(*)Selectable via software



pH/Redox, chlorine, conductivity, oxygen and turbidity measuring and control instruments

kontrol 500

A line of instruments for measurement and control designed specifically for the industrial and water treatment sector. The available parameters are:

pH/Redox	kontrol PR500
Chlorine	kontrol CL500
Conductivity	kontrol CD500
Oxygen	kontrol OX500
Turbidity	kontrol TB500

Control outputs

Each instrument has 2 current outputs and 4 relays allowing management of up to **six different peripherals**, to create an automatic measurement and control system.

PID control functions

The instruments are provided with P.I.D., Timed and ON/OFF functions, set using built in software, to control remote devices.

Graphic Display

The graphic display with 128x64 pixel resolution gives simultaneous display of the chemical measurement, the temperature measurement and the status of the various control outputs via the easy to read screen for the entire process.

Multilingual Communication

The devices are equipped with a simple mnemonic interface with the option of selecting the communication language from English, French, German, Italian and Spanish.

Power-assisted calibration with probe quality control

The software functions are designed for 2 point calibration (**7 and 4 or 9.22 pH**), to provide the operator with enhanced accuracy, always ensuring reliable operation, whilst displaying valuable information about the probe quality.

Serial Communication (RS485)

All the devices are equipped for RS485 serial port communication for remotely monitoring measurements and storing data.



Wall - or pole-mounting version with IP65 degree protection (144x144 mm)



Panel-mounting version (96x96 mm)

Measurement scales

kontrol PR500

pH	0 ÷ 14 pH
Resolution	0,01 pH
Redox	± 1500 mV
Resolution	1 mV

kontrol CL500

Chlorine	0÷2 ppm; 0÷5 ppm; 0÷10 ppm; 0÷20 ppm
Resolution	0,01 ppm

kontrol CD500

Conductivity (with K1 probe)	0÷20 µS; 0÷200 µS; 0÷2000 µS; 0÷20000 µS
Resolution	0,01 µS; 0,1 µS; 1 µS; 10 µS

kontrol OX500


Oxygen	0÷20 ppm
Resolution	0,1 ppm

kontrol TB500

Turbidity	0,00÷1,00 FTU; 0,0÷10,0 FTU; 0÷100 FTU
Resolution	0,01 FTU; 0,1 FTU; 1 FTU

Common specifications

Temperature	-10 ÷ +150 °C (14 ÷ 302 °F)
Resolution	0,1 °C (0,1 °F)



Mechanical features

Sizes	144x144x112 mm and 96x96x130 mm
Box material	PP (144x144) and ABS (96x96)
Degree protection	IP65 (144x144) and IP54 (96x96)

Electrical features

Universal power supply	80÷265 Vac (24 Vac on request)
Consumption	10 VA

Control outputs

Double current output	galvanically isolated
Double Relay with double exchange for dosing Set Points ^(*)	Dry contact
Relay dedicated to probe cleaning ^(*)	Dry contact
Remote alarm relay ^(*)	Dry contact
Serial interface	RS485 port

^(*) (6A 250Vac resistive load)

Inputs

Voltage	15÷30 Vac/dc (to keep the instrument in "Hold" mode)
---------	--

Control functions and settings

Controls	1. PID (available at current output no. 2) 2. Timed 3. ON/OFF
----------	---

Delay function for relay activation

Manual control of all outputs

Assisted calibration with probe quality evaluation

Set Point value modification with special menu (Quick menu)

Setup protection with passwords

Assembled Panels

Panels for measurement and setting of pH value, Redox potential (ORP) and Chlorine concentration

Compact and easy to use, the Kontrol series panels include all accessories required for immediate installation (buffer solutions for pH and Rx calibration, and DPD colorimetric system for Cl calibration).

Suitable for thermal bath water and sea water with specific software.

- Autocalibration of all measurements (pH; Redox; Chlorine)
- Compact probe holder complete with flow sensor, valve for adjusting the flow rate and sample point
- Alarm signal for low flow
- Designed to IP65
- Two alarm relays (5 A - 250 Vac)
- 4÷20 mA outputs for each parameter measured, with option of selecting the interval
- 230 Vac power supply (standard) or 115 Vac (on request)
- Programmable Set points and alarm
- Pump pause function during the calibration phases
- Temperature reading and compensation (automatic with optional PT100)
- Set point adjustment: On/Off, pause/operation, and proportional pulse regulation



kontrol PRC

Panel for measurement and adjustment of **pH value, Redox Potential (ORP) and Chlorine concentration**

Consisting of:

- PC95 and PR40 instruments
- pH and Redox (ORP) probes
- Probe holder complete with self-cleaning amperometric cell (Pt-Cu)
- Mechanical filter on water input
- Autocalibration via a solenoid valve for water control

These instruments allows autocalibration directly with the chemical and physical features of the water to be measured, and indicates the quality of the probes

Measurement scales

0÷5 ppm Free Chlorine / 0÷14 pH / ±999 mV Redox



kontrol CL

Panel for measuring and adjustment of **Chlorine concentration**

Consisting of:

- Probe holder complete with self-cleaning amperometric cell (Pt-Cu)
- Mechanical filter on water input
- Autocalibration via a solenoid valve for water control

The instrument allows autocalibration directly with the chemical and physical features of the water to be measured and indicates the quality of the probes

Measurement scales 0÷5 ppm Free Chlorine



kontrol PR

Panel for measurement and adjustment of **pH value** and **Redox Potential (ORP)**

Consisting of:

- PR95 instrument
- pH and Redox (ORP) probes
- Probe holder
- Mechanical filter on water input

The instrument indicates the quality of the probes

Measurement scales 0÷14 pH / ±999 mV Redox



kontrol PC

Panel for measurement and adjustment of **pH value** and **Chlorine concentration**

Consisting of:

- PC95 instrument
- pH probe
- Probe holder complete with self-cleaning amperometric cell (Pt-Cu)
- Mechanical filter on water input
- Autocalibration via a solenoid valve for water control

The instrument allows autocalibration directly with the chemical and physical features of the water to be measured and indicates the quality of the probes

Measurement scales 0÷14 pH / 0÷5 ppm Free Chlorine

Free and total chlorine multi-parameter control unit with

photometer system

Multi-Parameter Control Unit for contemporary determination of Free Chlorine (Photometric System), pH, Redox and Temperature.

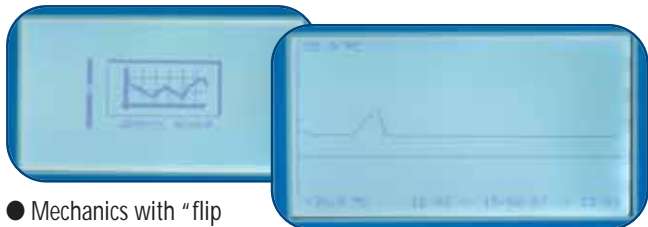
The system is equipped with a graphic display subdivided into areas for simultaneous display of all available measurements.

The **removable cover** guarantees the accessibility of the system and also allows:

- Protection of the chemical reagents from ultraviolet rays
- High visibility display



- **IP65 container** protects from humid environments
- **Multilanguage user-friendly interface.** The wide display allows the creation of graphics for each available measurement via an internal Data Logger function.



- Mechanics with "flip door" permitting easy access to the electrical connections
- BNC connectors on side of box facilitate quick maintenance of the pH and Redox probes



The peristaltic pump, which has 4 pressure points, saves on reagents

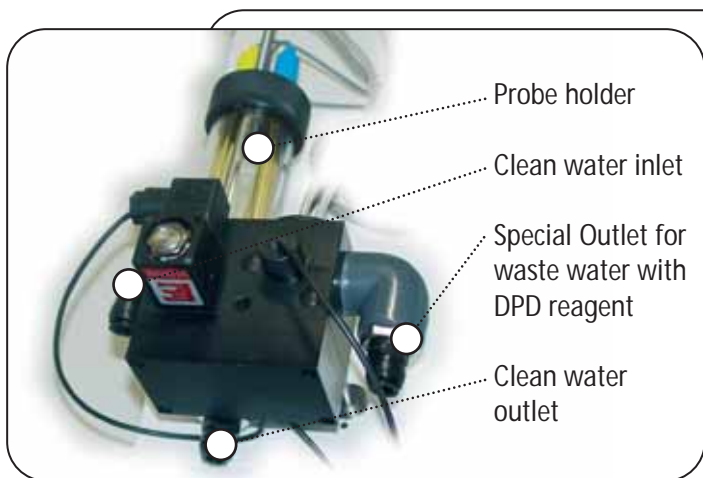


Continuous monitoring of reagents using level probes



The DPD reagent in powder form (to be diluted before use) is an excellent solution for safe storage

th photometric method, pH, Redox and Temperature



- **Hydraulics with outlet of water containing reagents for chlorine measurement.** This allows a considerable reduction in the quantity of water used for the measurement. The water used for checking the pH and Redox can be channelled towards the buffer tank, while only the water polluted by the DPD reagents will be drained off and managed separately in accordance with local regulations
- **Installation time reduced** due to quick-coupling connections for sampling and outlet pipes
- The unit has self-calibration for optical unit and ensures a **high accuracy of Chlorine measurement** precision using a 520 nm sensor and light source emitted by a LED

Technical Features

Free or Total Chlorine	Measurement 0 ÷ 5 ppm	Resolution 0,01 ppm	Precision 1% FS
pH	Measurement 0 ÷ 14 pH	Resolution 0,01 pH	Precision 1% FS
Redox	Measurement ±1500 mV	Resolution 1 mV	Precision 1% FS
Temperature	Measurement 0 ÷ 50 °C (32 ÷ 106 °F)	Resolution 0.1°C (.18 °F)	Precision 1% FS
Display	240x128 pixel backlit graphic		
Programming	Via keypad with 4 bubble keys		
Digital Input	Dry contact for disabling dosages		
Analogue Input	0/4 ÷ 20 mA for auxiliary measurements		
Power supply	90 ÷ 264Vac 50-60Hz 66 Watt		
Internal Data Logger	Flash Memory 16000 records Recording interval 00:00 ÷ 99:99 minutes Type circular / refill Tabular / graphic display		
4 Analogue Outputs	Size Chlorine, pH, Redox, Temperature Type 0/4 ÷ 20 mA galvanically isolated Lower / upper / inversion limit programming Maximum load 500 Ohms		
4 Set Point Relay Outputs	nr. 2 for chlorine measurement + nr. 2 for pH measurement Max. relay load 3A (resistive) 230Vac		
Alarm Relay Output	Lack of sample water Reagents run out Floodlight burned out Dirty cell Relay max. resistive load 3A at 230Vac		
2 Auxiliary Relay Outputs	Programmable as Set Points for Redox measurement, Set Points for Temperature measurement, Timed activation for cell cleaning Relay max. resistive load 3A at 230Vac		
Serial Port Output (RS485)	RTU MODBUS protocol with programmable Baud rate 1200 ÷ 38400		

Available version

- | | |
|------------------------------|--|
| Total Chlorine + Temperature | Free Chlorine+ pH + Temperature |
| Free Chlorine + Temperature | Free Chlorine + pH + Redox + Temperature |

pH/Redox and conductivity probes

pH/Redox Probes

pH and Redox measurements take place through chemical reaction producing into electrical potential which is read by a special sensor called a probe. Probes are active elements with a limited lifespan and must be periodically calibrated with known solutions (buffer solutions).

The probes illustrated below are all of the combined type (Measurement + Reference) and are classified by their chemical and physical features which make them suitable for multiple applications.

The following elements must be considered when choosing a probe: field of measurement, temperature, pressure, chemical substances present during the process and type of mounting within the system.



Conductivity Probes

The **seko** range of conductivity probes is specially designed for use in industrial environments in conjunction with **seko** measurement instruments. The various available models make it possible to cover an extremely wide measurement range. There are versions with temperature sensors and special versions with graphite or platinum probes, PTFE cell bodies and IP67 connectors.

Measurement of conductivity is performed by suspending the two metallic electrodes of the probe in the solution to be measured. The passage of the current between the two electrodes indicates the electrical resistance of the liquid, and therefore its conductivity.

The measurement is influenced by the temperature. In saline solutions, measurement variations of 2% / °C can occur. This variation can even reach 7% / °C. Therefore, conductivity probes without temperature sensors should only be used if the solution being tested is maintained at a temperature between 15°C and 25 °C, restricting the potential for error to 10%.

Note All the models are guaranteed for a maximum pressure of 6 bars.



Model	Range Measur.	Min Conduc.	Max Temp.	Max Press.	Porous septum	Ref.	Connection	Mounting onto the process	Material Body
General applications									
SPH-1-S1,5	0÷14 pH	50 µS	60 °C	7 bar	1 Standard	GEL	1,5m cable+BNC	Standard Ø 12	Epoxy 12x120
SPH-1-S6	0÷14 pH	50 µS	60 °C	7 bar	1 Standard	GEL	6m cable+BNC	Standard Ø 12	Epoxy 12x120
Dirty water - Harsh environments									
SPH-3-WW	2÷14 pH	5 µS	80 °C	6 bar	Open hole	GEL	S7	PG 13,5	Glass 12x120
Lime milk - Sulphates - Proteins - Ammonia									
SPH-4-HP	2÷14 pH	5 µS	90 °C	6 bar	2 Open holes	GEL	S7	PG 13,5	Glass 12x120
High temperature and pressure - Chromium plating - Bisulphite									
SPH-4-HT	0÷14 pH	50 µS	130 °C	16 bar ^(*)	3 Ceramic	GEL	S7	PG 13,5	Glass 12x120
Highly acidic solutions									
SPH-4-LC	0÷14 pH	< 0,2 µS	0÷40°C	6 bar	3 Ceramic	GEL	S7	PG 13,5	Glass 12x120

pH

Model	Range Measurement	C -K	Max Temp.	Material Body	Mounting onto the process	Connection
For oxidants - chromium-plated - chlorates - bromides						
SRH-1-PT-1,5	±2000 mV	-	60 °C	7 bar	1 Standard	GEL 1,5m cable+BNC Standard Ø 12 Epoxy 12x120
SRH-1-PT-6	±2000 mV	-	60 °C	7 bar	1 Standard	GEL 6m cable+BNC Standard Ø 12 Epoxy 12x120
For reductants - cyanides and harsh environments						
SRH-3-PT	±1000 mV	-	80 °C	6 bar	Open hole	GEL S7 PG 13,5 Glass 12x120
SRH-4-HT-PT	±1000 mV	-	130 °C	16 bar ^(*)	3 Ceramic	GEL S7 PG 13,5 Glass 12x120

Redox

^(*) The maximum pressure of 16 bars is guaranteed at 5 °C. As the temperature increases, the pressure decreases linearly and, at 100 °C, the maximum pressure is 6 bars

Model	Range Measurement	C -K	Max Temp.	Material Body	Mounting onto the process	Connection
Without temperature sensor						
C-K10	0,01÷500 µS	C=0,1cm-1 K=10 cm	80°C	PP-AISI 316	1/2" G.M.	5 m bipolar cable Ø 5 mm
C-K5	0,1÷1000 µS	C=0,2 cm-1 K=5 cm	80°C	PP-AISI 316	1/2" G.M.	5 m bipolar cable Ø 5 mm
C-K1	1÷5000 µS	C=1 cm-1 K=1 cm	80°C	PP- AISI 316	1/2" G.M.	5 m bipolar cable Ø 5 mm
C-K1-PT	1 µS÷20 mS	C=1 cm-1 K=1 cm	120°C	Glass - Platinum	Ø12 mm L=120 mm	6 m bipolar cable
With temperature sensor (PT100)						
CT-K10	0,01÷500 µS	C=0,1 cm-1 K=10 cm	100 °C	PP- AISI 316	3/4" G.M.	4-pole M. connector ^(**)
CT-K5	0,5÷2000 µS	C=0,2 cm-1 K=5 cm	100 °C	PP -AISI 316	3/4" G.M.	4-pole M. connector ^(**)
CT-K1	5.÷5000 µS	C=1 cm-1 K=1 cm	100 °C	PP- AISI 316	3/4" G.M.	4-pole M. connector ^(**)
CT-K1-G	5 µS.÷20 mS	C=1 cm-1 K=1 cm	60 °C	PVC Graphite	PG 13,5	4-pole cable Ø 5 mm
With temperature sensor (2.2 Kohm NTC) - for 500 Series only						
CT-K1-SS ^(*)	0,01 µS÷20 mS	C=1 cm-1 K=1 cm	100°C	PTFE	1" GAS	5 m or 10 m bipolar cable
CT-K1-GR ^(*)	0,01 µS÷20 mS	C=1 cm-1 K=1 cm	50°C	PVC	1" GAS	5 m or 10 m bipolar cable

^(*) The maximum pressure of 6 bars is guaranteed at 25 °C. As the temperature increases, the pressure decreases linearly and at 50° or 100 °C, the maximum pressure is 1 bar

^(**) To be used in conjunction with CC series cables

Oxygen and Turbidity Probes

The **kontrol OX500** instrument allows measurement of dissolved oxygen concentration (expressed in mg/l) in liquids, using a polarographic type, non-restorable combined measurement probe combined with a temperature sensor.

The instrument measures the partial pressure of oxygen in water by measuring the current generated by the polarographic probe.

The instrument automatically compensates, at $-10 \div 150^{\circ}\text{C}$, for the permeability of the membrane using the temperature sensor inside the oxygen probe, taking into account the salinity of the liquid being tested. The automatic or manual calibration function of the dissolved oxygen probe permits high precision over time of the measurements taken.



Oxysens® Probe

Probe body material	Silver - Platinum
Electrolyte	Alkaline solution
Membrane	OPTIFLOW™
Temperature sensor	2.2 Kohm NTC
Sensitivity	40÷80 nA at 25°C
Stabilisation time	average 15 minutes, maximum 1 hour
Operating temperature	0÷60 °C
Temperature range	-10 ÷ 60 °C with water contained in a probe holder
Pressure	0÷4 Bars inserted into a pipe, 0.5 Bars totally submerged

Probe body diameter	12 mm
Mounting	pitch PG 13.5 mm
Flow	minimum 0.03 m/sec
Flow dependence	<5% at 25°C
Consumption	20 ngr/hour in air at 25 °C
Residual current	<0.5% in air
Variation of zero	<0.5% of current every two months at 25°C in stable water
Variation of sensitivity	>10% every 2 months in stable water
Cable	5 m

The measurement method used to determine the turbidity is measurement of the radiation diffused within the "Turby Sensor" Turbidimetric probe. The turbidity measured using this method is expressed in formazine nephelometric units (FNU or NTU). With the **kontrol TB500** instrument it is possible to determine turbidity ranging from 0 to 100 FTU in three settable scales.

Using the available accessories it is possible to achieve good installation versatility with the reduction flanges. Using the Dehumidifier, it is possible to maintain the measurement optics functioning perfectly in humid environments.

The measurement unit can be installed in line with the outflow pipe. It consists of mechanical components that are easily accessible for inspection purposes. The unit also features automatic washing equipment. **Maximum pressure for the system is 1 bar.**

Turby Sensor Probe

Material	AISI 304 steel
Polished external finish and Black Teflon internally	
Hydraulic Connection	IN/OUT 2 1/2" GAS M
Maximum operating pressure	1 Bar
Floodlight Unit and Incandescent Bulb	1.5W 6V
Photoresistance measurement sensor unit	
Equipped for 1/4" Gas connection for cleaning with liquids and/or air	
Attachments for 4x6 mm pipe for Anti-condensate Air input	



Potentiostatic Chlorine Probes

CL-Sensor Probe


This range consists of potentiostatic amperometric probes to measure free or total chlorine for applications such as: water treatment, swimming pools, industrial applications and more.

The wide range of probes allows a better choice depending on the parameter to be tested, thus obtaining a more accurate measurement.











- The two-wire interface allows quick and easy installation
- Calibration of the probe is guided by the **kontrol CL500** instrument



CL-Sensor probe



PSS-PR-CL-S probe holder

	F-CL-1	F-CL-2	F-CL-3	T-CL	D-CL
Measurement	0÷10 ppm	0÷10 ppm	0÷10 ppm	0÷10 ppm	0÷10 ppm
Resolution	±0.01 ppm	±0.01 ppm	±0.01 ppm	±0.01 ppm	±0.01 ppm
pH Scale	4÷8 pH	4÷12 pH	4÷11 pH	0÷14 pH	0÷14 pH
Flow ^(*)	>=30 lt/h	>=30 lt/h	>=30 lt/h	>=30 lt/h	>=30 lt/h
Temperature	45°C	45°C	45°C	45°C	45°C
Pressure	1 Bar	0,5 Bar	0,5 Bar	0,5 Bar	1 Bar
Power supply	12÷30 Vdc	12÷30 Vdc	12÷30 Vdc	12÷30 Vdc	12÷30 Vdc
Output signal	4÷20 mA ^(**)	4÷20 mA ^(**)	4÷20 mA ^(**)	4÷20 mA ^(**)	4÷20 mA ^(**)
Diameter	25 mm	25 mm	25 mm	25 mm	25 mm
Length	225 mm	225 mm	225 mm	225 mm	225 mm
Body material	PVC	PVC	PVC	PVC	PVC
Membrane	M20 	M48 	M48G 	M48 	M20 
Electrolyte	ECL1 	ECC1 	ECS1/Gel 	ECP1/Gel 	ECD4 
Cable	Max. 15 meters	Max. 15 meters	Max. 15 meters	Max. 15 meters	Max. 15 meters
Treatment type	Free chlorine Inorganic	Organic free chlorine (Chloroisocyanurate)	Free chlorine Inorganic	Total Chlorine (Inorganic or Organic)	Chlorine Dioxide

(*) Stabilization time average 15 minutes, maximum 1 hour

(**) Output of current signal proportional to the measurement


pH, Redox and Conductivity probe holders

Sensors for measuring pH, Redox and Conductivity must be installed in the system using special probe holders that ensure the correct mechanical protection and degree of impermeability.

The pH and Redox measurement probes can be submerged in tanks, inserted in pipes or placed in sample draw down containers (Catch Pots).

The immersion models with adjustable flange can be used in conjunction with a counter-flange which allows quick and easy installation and removal. The P-IG range with a floating platform adapts to the varying liquid level of deep water tanks. The polypropylene versions PIR-2-PP-xxx can house two sensors, e.g. pH and Redox.

It is not recommended to use PH and/or Redox sensor in the same probe holder as a conductivity cell.




Immersion probe holders

Model	Immersion	No. of probes	Max Temp.	Material
PI-PVC-400	400 mm	1	40 °C	PVC
PI-PVC-800	800 mm	1	40 °C	PVC
PI-PVC-1000	1000 mm	1	40 °C	PVC
PI-PVC-1500	1500 mm	1	40 °C	PVC
PIR-PVC-200	100÷250 mm	1	40 °C	PVC
PIR-PVC-400	100÷450 mm	1	40 °C	PVC
PIR-PVC-800	100÷850 mm	1	40 °C	PVC
PIR-PVC-1000	100÷1050 mm	1	40 °C	PVC
PIR-PVC-1500	100÷1550 mm	1	40 °C	PVC
PIR-2-PP-400	100÷450 mm	2	80 °C	PP
PIR-2-PP-800	100÷850 mm	2	80 °C	PP
PIR-2-PP-1000	100÷1050 mm	2	80 °C	PP
PIR-2-PP-1500	100÷1550 mm	2	80 °C	PP
PI-G	floating	1	40 °C	PVC
B/PI-G	2 m anchorage arm		40 °C	PVC

Probe holders with 3/4" probe attachment without protection

These can house conductivity probes with threaded 3/4" G. attachment with output cable or IP67 connector.



Model	Immersion	No. of probes	Max Temp.	Material
PCIR-PP-400	100÷450 mm	1	80 °C	PP
PCIR-PP-800	100÷850 mm	1	80 °C	PP
PCIR-PP-1000	100÷1050 mm	1	80 °C	PP
PCIR-PP-1500	100÷1550 mm	1	80 °C	PP

Counter-flange for quick removal



Model	Int. diameter	Ext. diameter	Material	Attachment
FER	65 mm	140 mm	PVC	4 holes Ø 6 mm

Immersion probe holders with spray cleaning

These special probe holders can be connected with a cleaning liquid injection unit. Regular cleaning of the probe ensures linearity and stability of the measurement over time, preventing the need for time-consuming manual intervention.

Model	Immersion	No. of probes	Max Temp.	Bar	1/h min-max
PIA-PVC-400	400 mm	1	40 °C	2..6	100...600
PIA-PVC-800	800 mm	1	40 °C	2..6	100...600



PIA-PVC

Tap probe holders

Tap probe holders are used for in-line measurements where part of the sample is re-directed from the main pipe to the probe holder. The water can be drawn off into the sampling circuit at a pressure of 6 bars.

Model	Description	No. of probes	Max Temp.	Max Press.
PSS 7-Single	transparent beaker	1	40 °C	6 bar
PSS 7	transparent beaker	3	40 °C	6 bar
PSS 7-A	Anti-acid PVC beaker	3	40 °C	6 bar



PSS 7 Single



PSS 7



PSS 7A

Outflow probe holders for conductivity probes

For CT-K1-SS and CT-K1-GR probes (500 series)

Made of black PVC with 1" mechanical connection and 3/4" GAS IN/OUT hydraulics.

1. With cleaning (PSS-COND-W) • 2. Standard (PSS-COND)
3. Probe cable protection (included)

For CK 1/5/10, CT-K1, CT-K5 and CT-K10 probes

Made of black PVC with 3/4" mechanical connection and 1" GAS IN/OUT hydraulics.

4. Outflow section (PSS-COND-T)



Pressurized probe holders

Pressurised probe holders are used to immerse the probe directly into the pipe where the sample to be measured passes. The probe must always be positioned vertically or slanting in the direction of the flow at a maximum of 45°. The probe holder connection line must be fitted between two isolation valves (input and output) in order to permit the prevention of the flow during maintenance of the probes.

Model	Description	Max Temp.	Max Press.	Connection to the process	Probe attachment
PSS 3	PVC	60 °C	7 bar	1/2" G.M.	PG 13,5 or Ø 12 mm
SPP	PP + PVC	60 °C	16 bar	1" G.F.	PG 13,5
SPP-FIL	PP	80 °C	16 bar	3/4" or 1" 1/4 G.M.	PG 13,5



PSS 3



SPP



SPP-FIL


Cables, buffer solutions and probe accessories



PT100 temperature sensor

In order to correctly measure the pH in environments with variable temperatures, it is necessary to correct the response error of the probe resulting from temperature change. The measuring instrument must therefore be connected to a special temperature sensor.

Model	Material	Connection	Attachment
PT100V	Pyrex	5 m 3-wire cable	Standard Ø 12
PT100V-PG	Pyrex	6 m 3-wire cable	PG 13,5
PT100-NUT	PVC	1 m 2-wire cable	1/2" GAS



NTC-Sensor Temperature sensor for 500 Series

Measurement field	Maximum pressure	7 bar
-10 °C ÷ +150 °C (+14 °F ÷ +302 °F)	Body	12x100 mm (Ø-L)
Cable	Material	AISI 304
	3 m	



RNC Electrical surge suppressor


Allows the elimination of Eddy currents - **AISI 304 material** - Ø 12 mm



Probe cables with S7 heads

Model	Length	Type of Cable	Terminal block
CE-1	1 m	Mod. 58 5 mm	Crimping BNC
CE-5	5 m	Mod. 58 5 mm	
CE-10	10 m	Mod. 58 5 mm	
CE-20	20 m	Mod. 58 5 mm	
CE-10-HT^(*)	10 m	Mod. HT 5 mm	
CE-20-HT^(*)	20 m	Mod. HT 5 mm	
CE-30-HT^(*)	30 m	Mod. HT 5 mm	Soldered BNC
CE-1-B	1 m	Mod. 58 5 mm	
CE-5-B	5 m	Mod. 58 5 mm	
CE-10-B	10 m	Mod. 58 5 mm	
CE-20-B	20 m	Mod. 58 5 mm	
CE-10-HT^(*)-B	10 m	Mod. HT 5 mm	
CE-20-HT^(*)-B	20 m	Mod. HT 5 mm	
CE-30-HT^(*)-B	30 m	Mod. HT 5 mm	

(*)HT - High Quality Cable for higher protection from electrical interference



Cables for probes model CTK with 4-pole connectors

5-pole cable (3 PT100, 2 sensor) with screen and PVC sheath complete with female connector.

Model	Length	No. poles	Version
CC-5	5 m	4	standard
CC-10	10 m	4	standard
CC-15	15 m	4	standard

Extension Cables for BNC-F / BNC-M Probes

Model	Length	Type of Cable	Terminal block
PE-10	10 m	Mod. 58 5 mm	Crimping BNC
PE-20	20 m	Mod. 58 5 mm	
PE-20-HT ^(*)	20 m	Mod. HT 5 mm	
PE-30-HT ^(*)	30 m	Mod. HT 5 mm	
PE-10/B	10 m	Mod. 58 5 mm	Soldered BNC
PE-20/B	20 m	Mod. 58 5 mm	
PE-20-HT ^(*) -B	20 m	Mod. HT 5 mm	
PE-30-HT ^(*) -B	30 m	Mod. HT 5 mm	

^(*)HT - High Quality Cable for higher protection from electrical interference



PE-10/B

Certified buffer solutions

The precision and reliability of a pH, Redox or Conductivity measurement is determined by the buffer solution used for calibrating the probe. The special double-plug container ensures that a new unpolluted buffer is always available

Model	Value	Quantity
ST-PH-4	4,00 pH 20 °C	250 ml
ST-PH-7	7,00 pH 20 °C	250 ml
ST-PH-9	9,22 pH 20 °C	250 ml
ST-RX-465	465 mV 25 °C	250 ml

Model	Value	Quantity
ST-MS-8	84 µS/cm 25°C	500 ml
ST-MS-14	1423 µS/cm 25°C	500 ml
ST-MS-128	12880 µS/cm 25°C	500 ml

pH - Redox

Conductivity



ST-PH



ST-RX

ST-MS

Signal amplifiers

Battery-powered live ASV signal amplifier

In order to connect a pH or Redox measurement probe at a distance of over 15 meters, it is necessary to use the ASV signal amplifier to be connected between the probe cable and the extension cable of the measurement instrument.

Model	Measurement	Function	Output	Power supply
ASV	pH / Redox	amplifier	voltage	Battery (lasts 4 years)



ASV


Dehumidifier and reduction flange for Turby Sensor



REDUCTION FLANGE
2" 1/2 to 1/2" GAS F IN/OUT

DEHUMIDIFIER
Power supply 230 Vac 50Hz
4x6 mm hydraulic connections





seko

SEKO Asia Pacific **SINGAPORE** • SEKO China **CHINA** • SEKO do Brasil **BRAZIL** • SEKO Dosing Systems **USA** • SEKO Deutschland **GERMANY** • SEKO France **FRANCE** • SEKO Iberica **SPAIN** • SEKO Italia **ITALY** • OOO SEKO **RUSSIA** • SEKO Northern Europe **DENMARK** • SEKO SIETA **ROMANIA** • SEKO Southern Africa **SOUTH AFRICA** • SEKO UK **UNITED KINGDOM**

www.seko.com

BRO KONUK 071

The technical data may be altered without prior warning. The drawings and images are for illustrative purposes only.