



ZEONIQ

Cloud-based Point of Sales &
Retail Management Solutions



- ZEONIQ research & development center is incorporated in July 2015, focusing on providing software-as-a-service (SaaS) point of sales solutions.
- ZEONIQ products are developed by a team of very experienced developers.
- Our missions:
 - To provide an end-to-end platform that link up our customers with their customers
 - To provide practical solutions and technologies to tackle our customer's challenges in order to achieve better productivity and profitability
 - To strive for excellence in all aspects of our solutions

Introduction



Why SaaS

Component	On-premise Cost	ZEONIQ Cost
License fee	~3,000 per license (one time)	Flat 120 per month (subscription)
Maintenance fee (yearly)	~20% of software price	0
Server	~10,000 entry level	0
Infrastructures (Firewall, routers/switches, backup NAS, server room, utilities etc.)	~30,000	0
Server software licenses (e.g. MS SQL Server/CAL, Windows Server)	~20,000 (standard version)	0
IT Personnel (Database administrator, system engineer)	~10,000 per month	0
Unplanned repair cost	~8,000	0

Cost Comparison (On-premise vs SaaS)



ZEONIQ POS

Standards

- Support multi-currency & multi-language
- Adopt POS standards e.g. Unified POS & Epson ESC/POS
- Auto-upgrade
- Training Mode

Advanced Promotion Engine

- Auto discounted items
- Tier discount by qty
- Happy hour or weekend sales
- Buy 1 free 1
- Bundle pricing (e.g. Buy 1 shirt + 1 pant for \$80)
- Mix & match (e.g. Buy X get Y @ 50%)
- Buy above \$500 get \$50 off

F&B

- Table Management
- Kitchen Slip Printing
- Flexible Combos & Modifiers

Multiple Platforms

- Windows
- iOS
- Android

Flexible & customizable order screen

- Touch or non-touch screen
- Retail or F&B
- Left or right-handed

3A Security

- Authentication
- Authorization
- Accounting

Customer Experience Management

- Fully integrated with CXM
- Points & Stamps Collection
- Voucher System
- Dashboard
- Reporting

Mall Integration

- One Utama
- GPO
- IOI City
- Queen's bay
- Paradigm

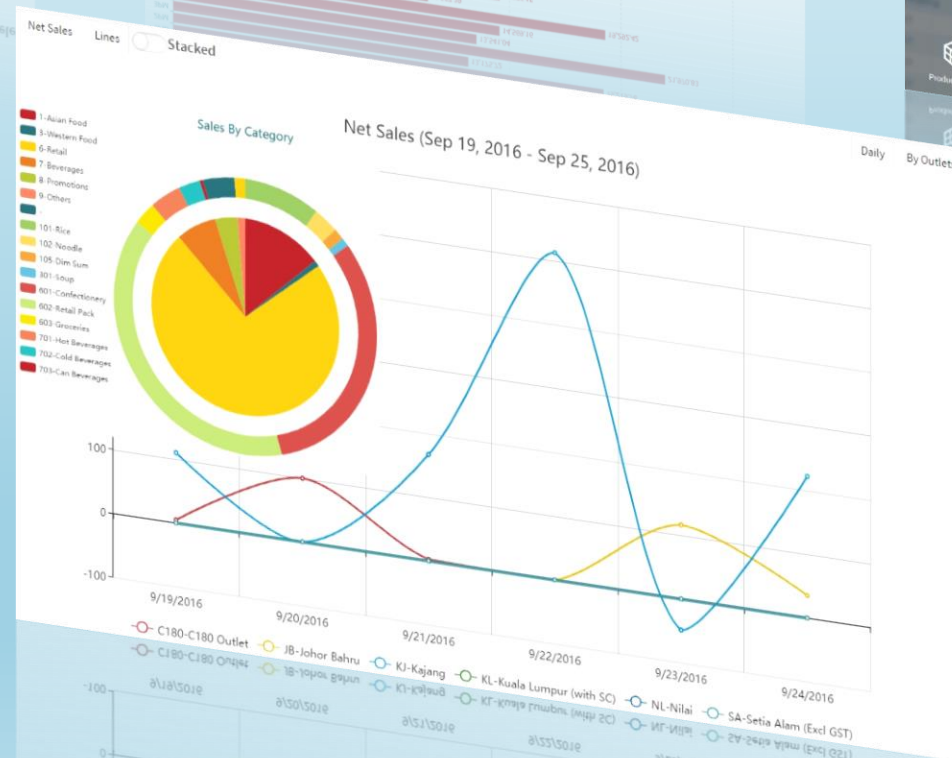
ZEONIQ POS Features

The screenshot displays the ZEONIQ RMS software interface. At the top, there are buttons for 'Export To Excel' and 'Export To PDF'. Below these, a table lists data with columns for 'Trans. Count', 'Net Sales', and 'Outlet'. A filter rule configuration window is overlaid on the table, showing a rule for 'Business Date' with conditions: 'Status' equal to 'Active' and 'Outlet' equal to 'JB'. The rule is set to apply from 9/1/2016 to 9/25/2016. The background shows a list of business dates and corresponding sales data.

Business Date	Trans. Count	Net Sales	Outlet
1/1/2016	19	845.00	JB - Johor Bahru
1/2/2016	13	523.14	JB - Johor Bahru
1/3/2016	17	815.54	JB - Johor Bahru
1/4/2016			
1/5/2016			
1/6/2016			
1/7/2016			
1/8/2016			
1/9/2016			
1/10/2016			
1/11/2016	11	883.23	JB - Johor Bahru
1/12/2016	11	883.23	JB - Johor Bahru
1/13/2016			
1/14/2016			
1/15/2016			
1/16/2016			
1/17/2016			
1/18/2016			
1/19/2016			
1/20/2016			
1/21/2016			
1/22/2016			
1/23/2016			
1/24/2016			
1/25/2016			
1/26/2016			
1/27/2016			
1/28/2016			
1/29/2016			
1/30/2016			
1/31/2016			

Filter Rule Configuration:

- Business Date: equal [thismonth] 9/1/2016 - 9/25/2016
- Status: equal Active
- Outlet: equal JB






User Interface

- Web-based
- Access anywhere
- Fully compatible with mobile views



Comprehensive Security

- HTTPS with trusted 2048-bit SSL certificate
- 3 layers of security
 - Authentication
 - Authorization
 - Accounting
- Ownership Policies
 - Restrict user to specific outlets and/or products



Live Analysis

- Dashboard with charts for instant information & quick analyzing at a glance
- Performance comparison by:
 - Last month
 - Last year
 - Outlets
- Switchable chart dimensions & aggregations

ZEONIQ RMS Features



Inventory

- **Features**
 - Stock adjustment
 - Inter-location transfer
 - Purchase Order
 - Purchase Return
 - Goods receive/discrepancy
 - Stock request
 - Sales order
 - Delivery order
 - Invoice
 - Repost negative stock
 - Stock conversion
 - Stock take
- **Supported Costing**
 - FIFO
 - WAC



Advanced Reporting

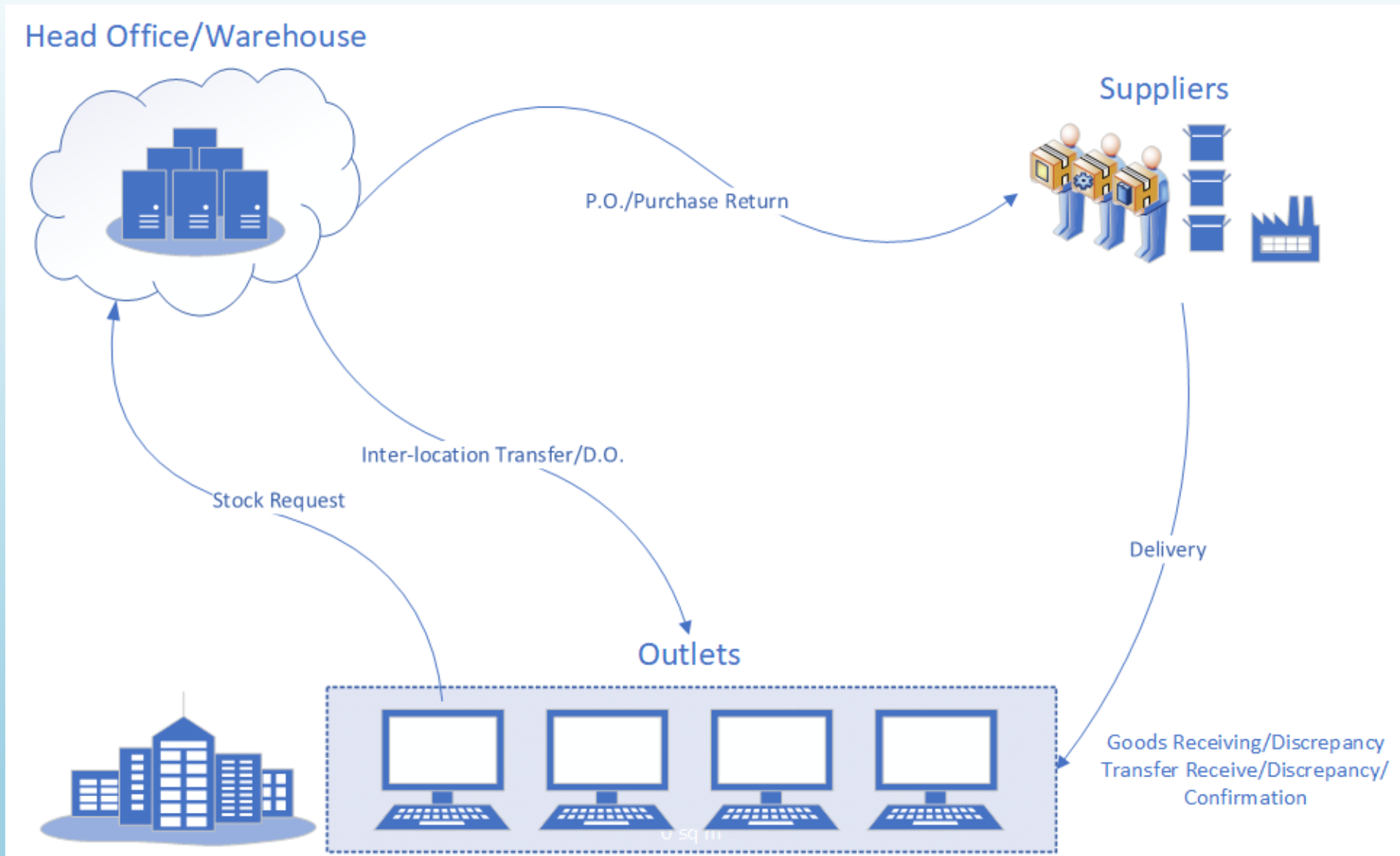
- Listing & Pivot report types
- Standard Function
 - Dynamic filtering & groupings
 - Top-N
 - Settings management
- List of reports:
 - Daily summary (Z-report)
 - Sales summary
 - Sales details by product, tax & charges, discount, sales person & payment
 - Bill summary
 - Hourly sales
 - Session sales
 - Table turnover
 - POS audit log
 - Stock summary
 - Closing stock
 - Stock movement



3rd Party Integration

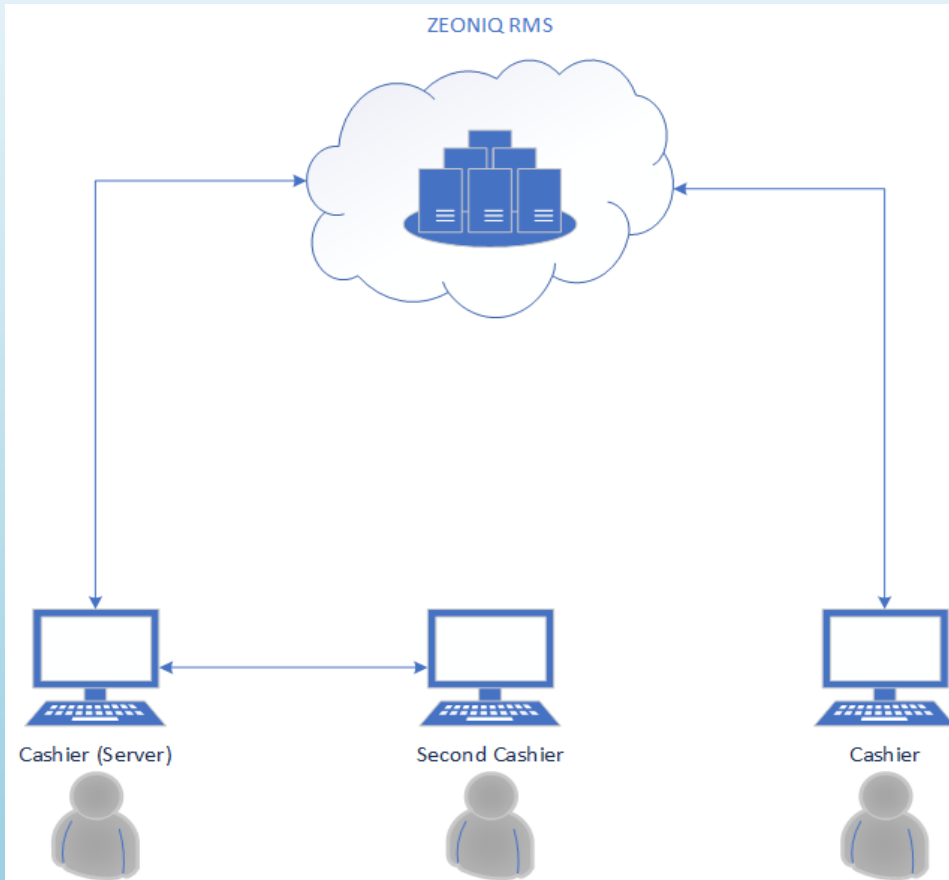
- Accounting
 - SQL Accounting
 - AutoCount Accounting

ZEONIQ RMS Features

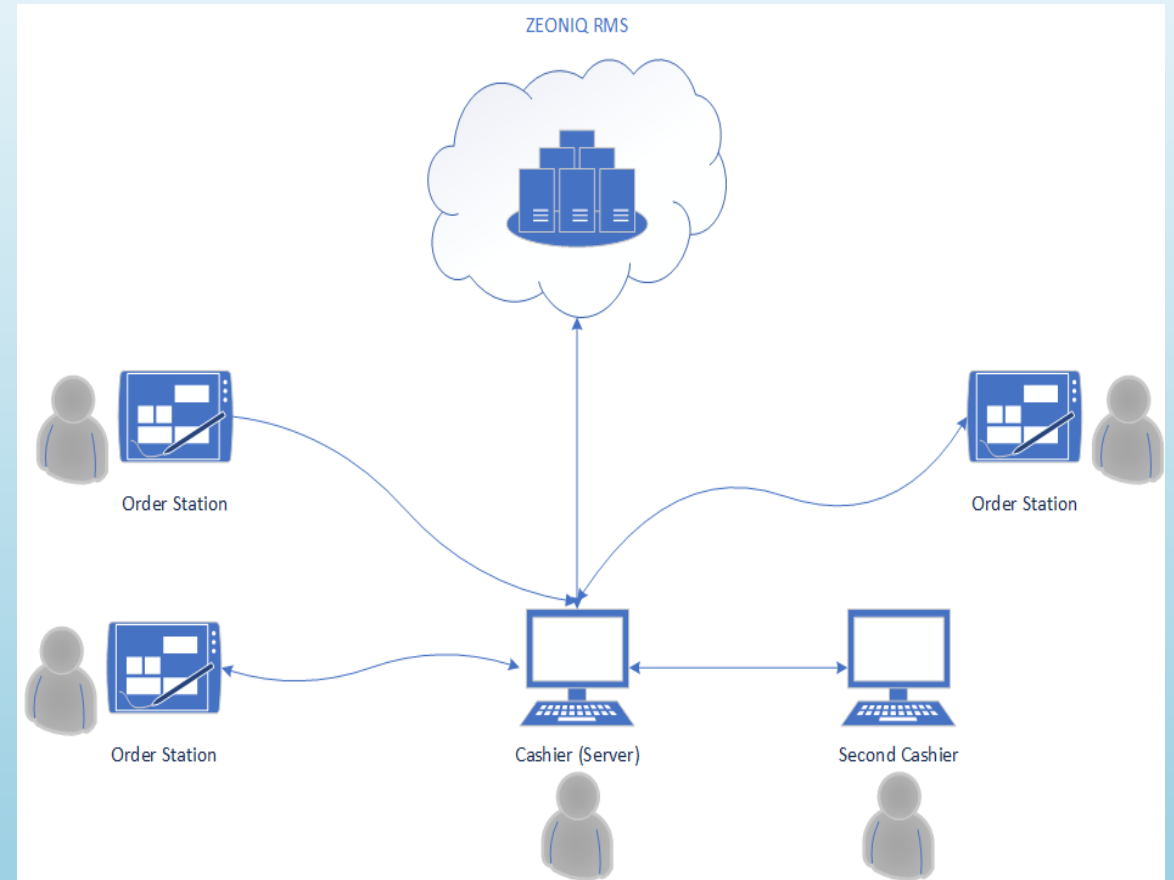


ZEONIQ Inventory Flows

Retail



F&B



ZEONIQ System Architecture

ZEONIQ Pricing