



# CL DOB LED STREET LIGHT



## Specifications

|                       |  |
|-----------------------|--|
| Efficiency            | 90lm/W   |
| Input Voltage         | AC 220~240V                                    |
| PF                    | >0.9   |
| LED                   | SAN'AN 2835                                    |
| Compliance            | -  |
| Driver                | Driver On Board (DOB)                          |
| Compliance            | -  |
| CCT                   | 3000K / 4000K / 5000K / 5700K / 6500K          |
| CRI                   | 70Ra   |
| Beam Angle            | 70° x 140°                                     |
| Rated Life            | 20,000Hrs                                      |
| IP                    | IP65   |
| Operating Temperature | -30°C ~ +40°C                                  |
| Material              | Aluminium Alloy (body)<br>Polycarbonate (lens) |

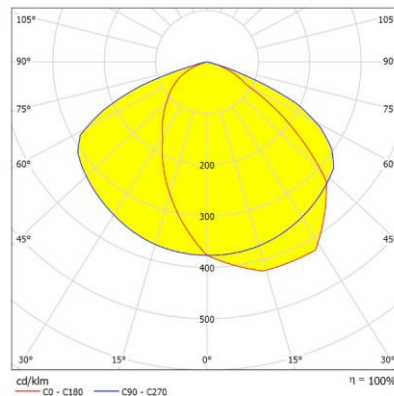
## Features:

- IC driverless LED Street Light.
- All components are integrated on PCB board. Driver On Board (DOB Solutions).
- Instant ON / OFF
- Cost-effective.
- High quality die-cast aluminium alloy design housing, light, compact & high efficiency.

## Applications:

Ideal for highway, urban roads, secondary roads, stadium, sidewalk, residential area, industry sites, square area, park, school, villa, and courtyard.

## Photometric



| Model      | Power | Lumen    | Dimension    | Weight |
|------------|-------|----------|--------------|--------|
| VSL-CL-50  | 50W   | 5,400Lm  | 365x145x80mm | 1.0kg  |
| VSL-CL-100 | 100W  | 9,000Lm  | 485x165x80mm | 1.6kg  |
| VSL-CL-150 | 150W  | 13,500Lm | 545x205x90mm | 2.1kg  |
| VSL-CL-200 | 200W  | 18,000Lm | 620x235x90mm | 2.6kg  |



Energy saving



No fear of thunderstorms



Fast light



High Brightness



Long lifetime


## LENS

High light transmittance  
anti-dazzle



## SHELL MATERIAL


Die-cast aluminum housing,  
stable and durable





## **LAMP BEAD**

High brightness life  
energy saving



**2835**



## **STAINLESS STEEL SCREWS**

Lamp body installation is stable and firm



**WATERPROOF**

**IP65**

# APPLICATION



**Traffic road**



**Villa courtyard**



**Country road**



**Residential road**