



CEW SIN PLASTIC PIPE SDN. BHD.



Cew Sin

Rainwater Pipes & Fittings



PVC-U RAINWATER DOWN PIPES

(BS EN 12200 – 1: 2000)
BS 4576

LIGHT DUTY

Conformance Standard BS EN 12200 - 1

The Rainwater Down Pipes are specially designed for Rain & Storm Water discharge from the roof top to ground. Our pipes are manufactured and certified as according to International Standards. These Pipe are made from high quality of PVC-U Material which have an excellent properties such as higher strength and corrosion resistant with light weight. There are 3 types of Rain Water Downpipes which is **Light Duty** (suitable for Landed Properties such as Terrace Houses or Bungalow Houses), **Medium Duty** (suitable for High Rise Properties such as Apartment, Condominium and Commercial Building) & **Heavy Duty** (suitable for Highest Stiffness especially cast into Reinforced Concrete Columns or Pillar).

Features:

- Excellent internal/external corrosion resistance – can be last for a long service life
- Lightweight – ease of handling and reduced laying costs

★ The uPVC Pipe of MS1063:2002 Code : BD which is recommended and design for CS Rain Water Down Piping System as **NORMAL DUTY**, the dimension and wall thickness of these pipes is made to comply with Standard ISO 1452-2. The data of the code: BD piping shall be referred to our catalogue page 28 as PVC-U S.W.V. Pipes.

PRODUCT CODE	NORMINAL/SIZES		OUTSIDE DIAMETER (MM)		MIN WALL THICKNESS	LENGTH (METER)
	(IN.)	(MM)	MIN	MAX		
PS-RWLD-082-5.8-WT	3	82	82.4	82.8	1.8	5.8
PS-RWLD-110-5.8-WT	4	110	110.00	110.40	2.2	5.8
PS-RWLD-160-5.8-WT	6	160	160.00	160.60	3.2	5.8
PS-RWLD-200-5.8-WT	8	200	200.00	200.60	3.9	5.8
PS-RWLD-250-5.8-WT	10	250	250.00	250.70	4.9	5.8
PS-RWLD-315-5.8-WT	12	315	315.00	315.90	6.2	5.8

MEDIUM DUTY - For exposed & casting in the small size of RC column
Conformance Standard BS EN 12200 - 1

PRODUCT CODE	NORMINAL/SIZES		OUTSIDE DIAMETER (MM)		MIN WALL THICKNESS	LENGTH (METER)
	(IN.)	(MM)	MIN	MAX		
PS-RWMD-082-5.8-WT	3	82	82.4	82.8	3.2	5.8
PS-RWMD-110-5.8-WT	4	110	110.00	110.40	4.2	5.8
PS-RWMD-160-5.8-WT	6	160	160.00	160.60	6.2	5.8
PS-RWMD-200-5.8-WT	8	200	200.00	200.60	7.7	5.8
PS-RWMD-250-5.8-WT	10	250	250.00	250.70	9.6	5.8
PS-RWMD-315-5.8-WT	12	315	315.00	316.00	12.1	5.8

* WALL THICKNESS ARE MADE COMPLIED TO "ISO 1452-2 WITH WORKING PRESSURE UP TO 10 BAR


HEAVY DUTY - For casting in the RC Column / underground
Conformance Standard BS EN 12200 - 1

PRODUCT CODE	NORMINAL/SIZES		OUTSIDE DIAMETER (MM)		MIN WALL THICKNESS	LENGTH (METER)
	(IN.)	(MM)	MIN	MAX		
PS-RWHD-082-5.8-WT	3	82	82.4	82.8	4.6	5.8
PS-RWHD-110-5.8-WT	4	110	110.00	110.40	5.3	5.8
PS-RWHD-160-5.8-WT	6	160	160.00	160.60	7.7	5.8
PS-RWHD-200-5.8-WT	8	200	200.00	200.60	9.6	5.8
PS-RWHD-250-5.8-WT	10	250	250.00	250.70	11.9	5.8
PS-RWHD-315-5.8-WT	12	315	315.00	316.00	15.0	5.8

* WALL THICKNESS ARE MADE COMPLIED TO "ISO 1452-2 WITH WORKING PRESSURE UP TO 12.5 BAR

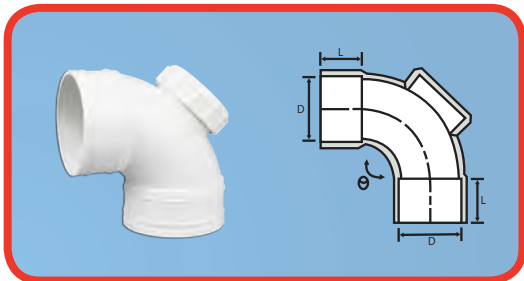
SWV & RAINWATER PIPE FITTINGS (PVC-U)

SWEEP BEND



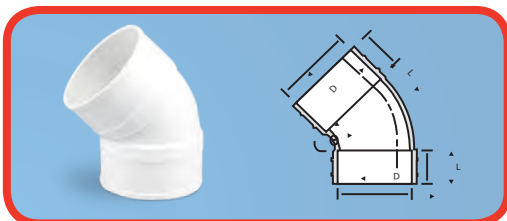
PRODUCT CODE	NOM. SIZE (mm)	DIMENSIONS (mm)		
		Angle (θ)	D	L
F-SB-036-WT	36	91.25	36.30	18.00
F-SB-043-WT	43	91.25	42.90	21.00
F-SB-056-WT	56	91.25	56.30	31.00
F-SB-082-WT	82	92.50	82.80	45.00
F-SB-110-WT	110	92.50	110.40	52.50
F-SB-160-WT	160	92.50	160.50	78.00
F-SB-200-WT	200	90.00	200.70	82.00
F-SB-250-WT	250	92.50	250.70	86.00
F-SB-315-WT	315	92.50	315.20	101.70

SWEEP BEND WITH I/O



PRODUCT CODE	NOM. SIZE (mm)	DIMENSIONS (mm)		
		Angle (θ)	D	L
F-SBIO-043-WT	43	91.25	43.00	21.00
F-SBIO-056-WT	56	91.25	56.10	31.00
F-SBIO-082-WT	82	92.50	82.80	45.00
F-SBIO-110-WT	110	92.50	110.40	52.50
F-SBIO-160-WT	160	92.50	160.50	78.00
F-SBIO-200-WT	200	90.00	200.70	82.00

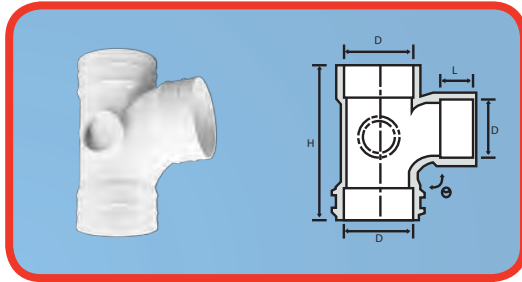
BEND PLAIN 135°



PRODUCT CODE	NOM. SIZE (mm)	DIMENSIONS (mm)		
		Angle (θ)	D	L
F-B135-036-WT	36	135.00	36.50	24.00
F-B135-043-WT	43	135.00	43.20	27.00
F-B135-056-WT	56	135.00	55.90	28.00
F-B135-082-WT	82	135.00	82.80	45.80
F-B135-110-WT	110	135.00	110.40	48.00
F-B135-160-WT	160	135.00	160.50	78.00
F-B135-200-WT	200	135.00	200.70	80.00
F-B135-250-WT	250	135.00	252.00	85.60
F-B135-315-WT	315	135.00	315.50	100.20

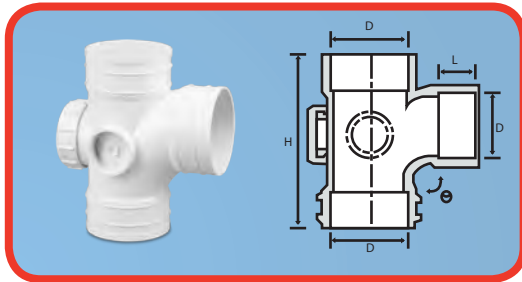
SWV & RAINWATER PIPE FITTINGS (PVC-U)

EQUAL SINGLE BRANCH



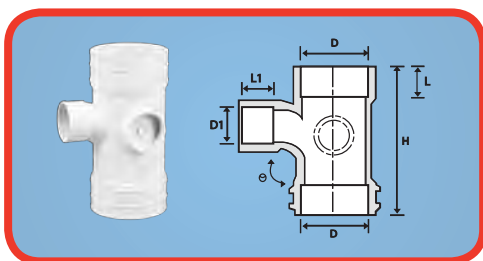
PRODUCT CODE	NOM. SIZE (mm)	DIMENSIONS (mm)			
		Angle (θ)	D	L	H
F-ESB-036-WT	36	91.25	36.30	24.00	94.00
F-ESB-043-WT	43	91.25	43.00	24.30	111.00
F-ESB-056-WT	56	91.25	56.00	30.00	133.40
F-ESB-082-WT	82	92.50	82.80	43.00	208.00
F-ESB-110-WT	110	92.50	110.40	52.00	250.00
F-ESB-160-WT	160	92.50	160.50	78.00	350.00
F-ESB-200-WT	200	90.00	200.70	82.00	405.00

EQUAL SINGLE BRANCH WITH I/O



PRODUCT CODE	NOM. SIZE (mm)	DIMENSIONS (mm)			
		Angle (θ)	D	L	H
F-ESBIO-043-WT	43	91.25	43.00	24.30	111.00
F-ESBIO-056-WT	56	91.25	56.50	30.00	133.00
F-ESBIO-082-WT	82	92.50	82.80	43.00	208.00
F-ESBIO-110-WT	110	92.50	110.40	52.00	250.00
F-ESBIO-160-WT	160	92.50	160.50	78.00	350.00
F-ESBIO-200-WT	200	90.00	200.70	82.00	405.00

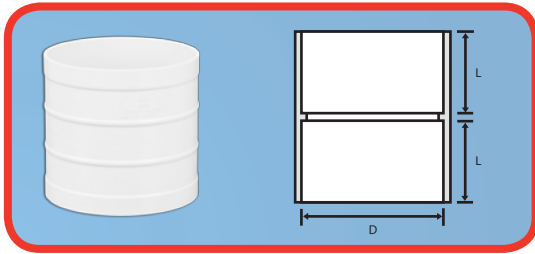
REDUCING EQUAL SINGLE BRANCH



PRODUCT CODE	NOM. SIZE (mm)	DIMENSIONS (mm)				
		D	D1	H	L	L1
F-RESB-110X056-WT	110X56	110.40	56.10	250.00	52.00	31.00
F-RESB-110X082-WT	110X82	110.40	82.80	250.00	52.00	48.00
F-RESB-160X110-WT	160X110	160.50	110.40	315.00	74.00	50.00

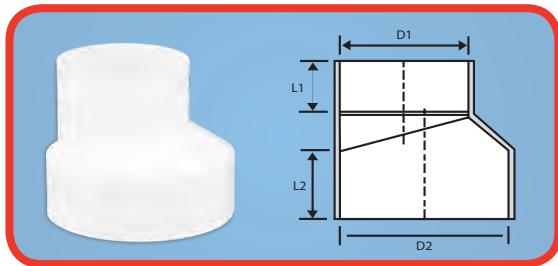
SWV & RAINWATER PIPE FITTINGS (PVC-U)

STRAIGHT COUPLING



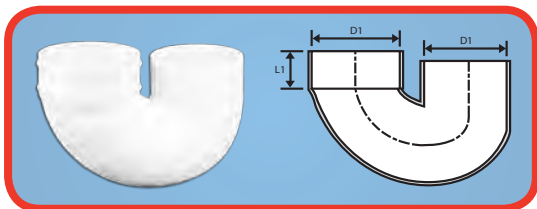
PRODUCT CODE	NOM. SIZE (mm)	DIMENSIONS (mm)	
		D	L
F-SC-036-WT	36	36.30	26.60
F-SC-043-WT	43	43.20	29.00
F-SC-056-WT	56	55.90	32.00
F-SC-082-WT	82	82.80	46.00
F-SC-110-WT	110	110.40	53.00
F-SC-160-WT	160	160.50	78.00
F-SC-200-WT	200	200.70	81.00
F-SC-250-WT	250	250.50	80.00
F-SC-315-WT	315	316.00	100.00

LEVEL INVERT REDUCING SOCKET



PRODUCT CODE	NOM. SIZE (mm)	DIMENSIONS (mm)			
		D1	D2	L1	L2
F-LIRS-110X082-WT	110X82	82.80	110.40	48.00	55.00
F-LIRS-160X110-WT	160X110	110.40	160.50	63.00	69.00
F-LIRS-200X110-WT	200X110	110.35	200.15	62.80	68.40
F-LIRS-200X160-WT	200x160	160.50	201.40	62.80	68.60

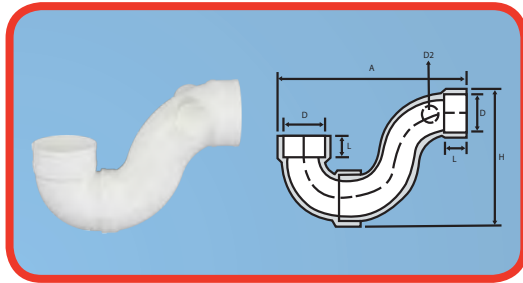
U-BODY



PRODUCT CODE	NOM. SIZE (mm)	DIMENSIONS (mm)	
		D1	L1
F-UB-110-WT	110	110.40	48.50

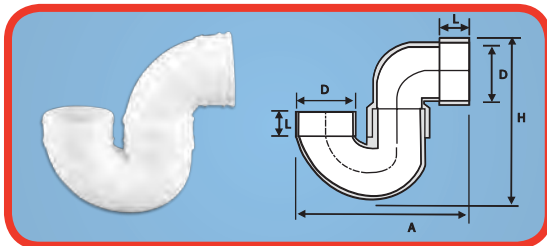
SWV & RAINWATER PIPE FITTINGS (PVC-U)

P-TRAP



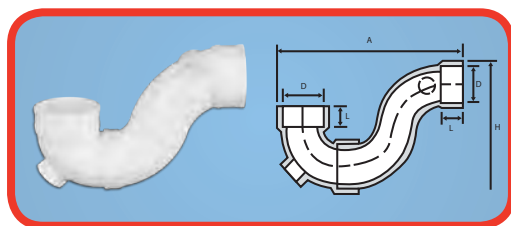
PRODUCT CODE	NOM. SIZE (mm)	DIMENSIONS (mm)				
		D	D2	L	A	H
F-PTR-056-WT	56	56.00	-	50.00	242.00	180.00
F-PTR-110-WT	110	110.40	56.00	50.00	375.00	287.00

P - TRAP (U - BODY)



PRODUCT CODE	NOM. SIZE (mm)	DIMENSIONS (mm)			
		D	L	A	H
F-PTR-UB-110-WT	110	110.40	52.00	318.00	295.00

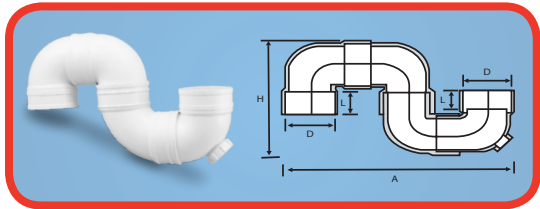
P-TRAP WITH I/O



PRODUCT CODE	NOM. SIZE (mm)	DIMENSIONS (mm)			
		D	L	A	H
F-PTRIO-056-WT	56	56.10	50.00	242.00	180.00
F-PTRIO-110-WT	110	110.40	50.00	375.00	287.00

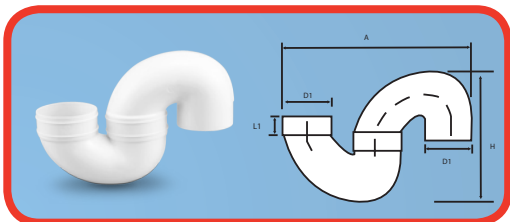
SWV & RAINWATER PIPE FITTINGS (PVC-U)

S-TRAP WITH I/O



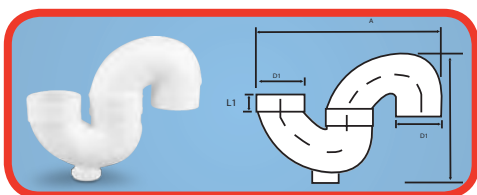
PRODUCT CODE	NOM. SIZE (mm)	DIMENSIONS (mm)			
		D	L	A	H
F-STRIO-110-WT	110	110.40	49.40	460.00	295.00

S-TRAP (U-BODY)



PRODUCT CODE	NOM. SIZE (mm)	DIMENSIONS (mm)			
		D1	L1	A	H
F-STR-UB-110-WT	110	110.40	48.00	380.00	280.00

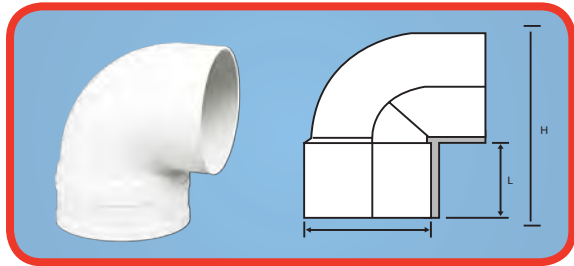
S-TRAP WITH I/O (U – BODY)



PRODUCT CODE	NOM. SIZE (mm)	DIMENSIONS (mm)			
		D1	L1	A	H
F-STRIO-U-110-WT	110	110.40	48.00	380.00	280.00

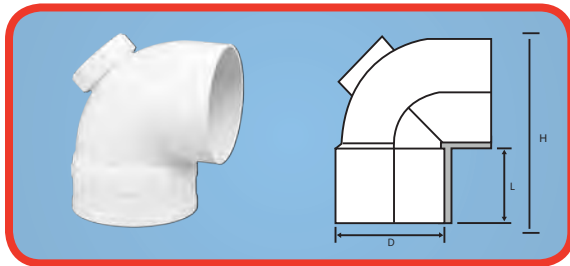
SWV & RAINWATER PIPE FITTINGS (PVC-U)

BOSSED BEND [M/F]




PRODUCT CODE	NOM. SIZE (mm)	DIMENSIONS (mm)			
		Angle (θ)	D	L	H
F-BB-110-WT	110	90.00	110.40	49.50	33.00

BOSSED BEND WITH I/O [M/F]



PRODUCT CODE	NOM. SIZE (mm)	DIMENSIONS (mm)			
		Angle (θ)	D	L	H
F-BBIO-110-WT	110	90.00	110.40	49.50	33.00

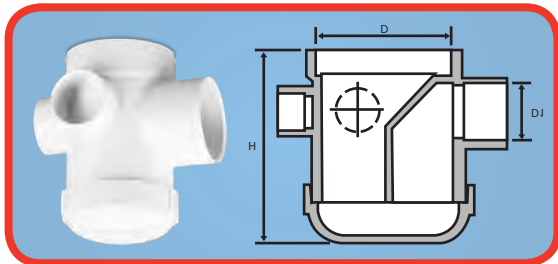
BOSS CONNECTOR



PRODUCT CODE	NOM. SIZE (mm)	DIMENSIONS (mm)		
		D	D1	L
F-BC-082X056-WT	82X56	82.80	56.00	30.00
F-BC-110X056-WT	110X56	110.40	56.00	34.30
F-BC-110X082-WT	110X82	110.40	82.80	43.00
F-BC-160X082-WT	160X82	160.50	82.80	43.00
F-BC-160X110-WT	160X110	160.50	110.40	50.50
F-BC-200X082-WT	200X82	200.70	82.80	-
F-BC-200X160-WT	200x160	200.70	160.50	
F-BC-200X110-WT	200x110	200.70	110.40	

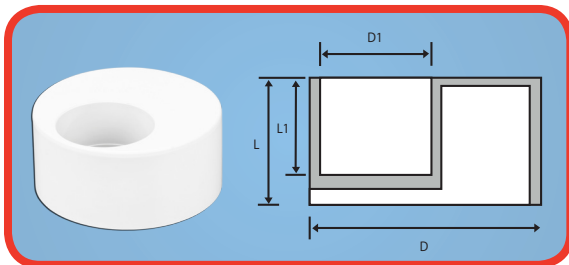
SWV & RAINWATER PIPE FITTINGS (PVC-U)

FLOOR GULLY WITH TRAP I/O



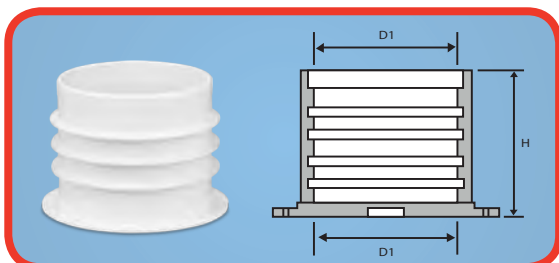
PRODUCT CODE	NOM. SIZE (mm)	DIMENSIONS (mm)		
		D	D1	H
F-FGIO-110X056-WT	110X56	110.40	56.00	198.00
F-FGIO-110X082-WT	110X82	110.40	82.80	198.00

BUSH/SOCKET REDUCER



PRODUCT CODE	NOM. SIZE (mm)	DIMENSIONS (mm)			
		D	D1	L	L1
F-RB-043X036-WT	43X36	43.00	36.50	22.00	18.00
F-RB-056X036-WT	56X36	56.10	36.50	29.50	18.00
F-RB-056X043-WT	56X43	56.10	43.00	28.30	22.50
F-RB-082X056-WT	82X56	82.80	56.10	38.00	28.00
F-RB-110X056-WT	110X56	110.40	56.10	49.80	29.00
F-RB-110X082-WT	110X82	110.40	82.80	49.00	43.00
F-RB-160X110-WT	160X110	160.50	110.40	77.00	50.00
F-RB-200X110-WT	200X110	200.70	110.40	87.50	44.50
F-RB-200X160-WT	200X160	200.70	160.50	60.00	58.00

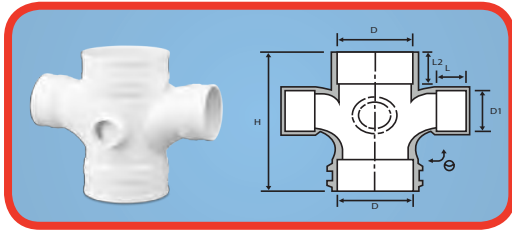
PIPE SLEEVE



PRODUCT CODE	NOM. SIZE (mm)	DIMENSIONS (mm)	
		D1	L2
F-PS-056-WT	56	56.10	110.00
F-PS-082-WT	82	82.80	95.50
F-PS-110-WT	110	110.40	130.00
F-PS-160-WT	160	160.50	162.00
F-PS-200-WT	200	200.70	175.00

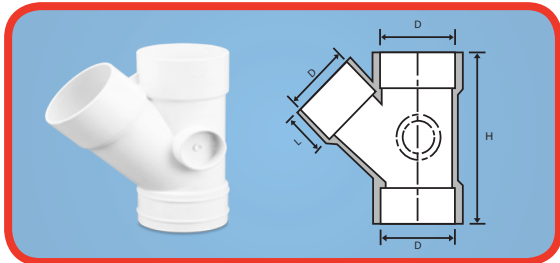
SWV & RAINWATER PIPE FITTINGS (PVC-U)

CROSS TEE 90° (F/F)



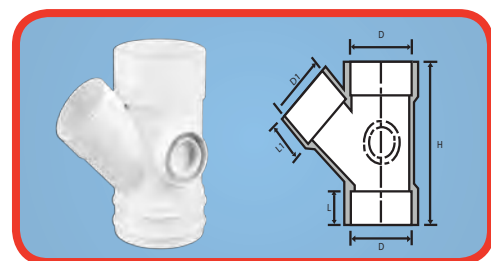
PRODUCT CODE	NOM. SIZE (mm)	DIMENSIONS (mm)					
		Angle (θ)	D	D1	H	L	L2
F-CT-160X110-WT	160X110	90.00	160.50	110.40	315.00	74.00	58.00

Y - BRANCH 135° [Y-TEE]



PRODUCT CODE	NOM. SIZE (mm)	DIMENSIONS (mm)			
		Angle (θ)	D	H	L
F-YT135-082-WT	82	135.00	82.80	205.00	45.50
F-YT135-110-WT	110	135.00	110.40	260.60	51.20


REDUCING Y-BRANCH (REDUCING Y-TEE)



PRODUCT CODE	NOM. SIZE (mm)	DIMENSIONS (mm)				
		D	D1	H	L	L1
F-YT135-160X110-WT	160X110	160.50	110.40	350.00	74.00	52.00

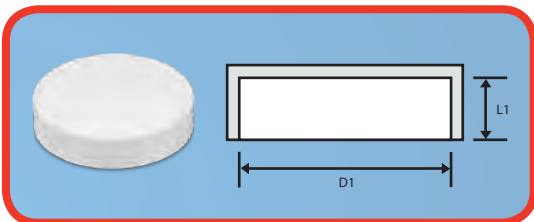
SWV & RAINWATER PIPE FITTINGS (PVC-U)

VENT COWL



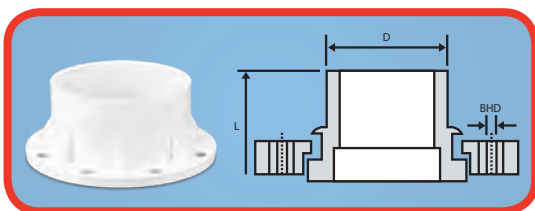
PRODUCT CODE	NOM. SIZE (mm)	DIMENSIONS (mm)	
		D	L
F-VC-056-WT	56	56.00	31.00
F-VC-082-WT	82	82.80	25.00
F-VC-110-WT	110	110.40	25.00

END CAP



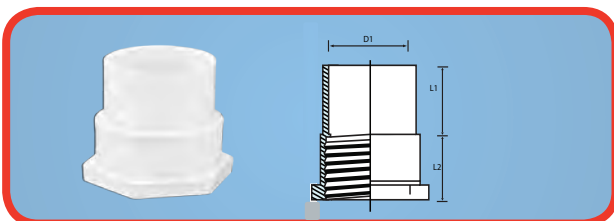
PRODUCT CODE	NOM. SIZE (mm)	DIMENSIONS (mm)	
		D1	L1
F-EC-056-WT	56	55.90	31.00
F-EC-110-WT	110	110.40	23.50
F-EC-160-WT	160	160.50	78.00

FLANGE



PRODUCT CODE	NOM. SIZE (mm)	DIMENSIONS (mm)		
		D	L	BHD
F-FLG-200-WT	200	220.00	126.80	22.50

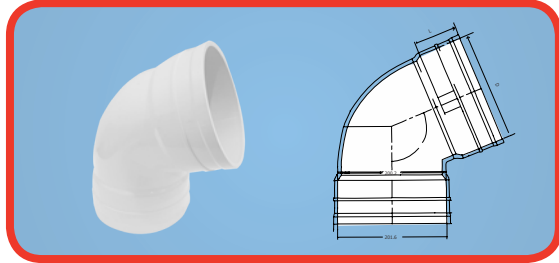
FAUCET SOCKET (P/T Socket)



PRODUCT CODE	NOM. SIZE (mm)	DIMENSIONS (mm)		
		D1	L1	L2
F-FS-036-WT	36	36.50	34.50	23.00
F-FS-043-WT	43	43.00	36.00	34.00

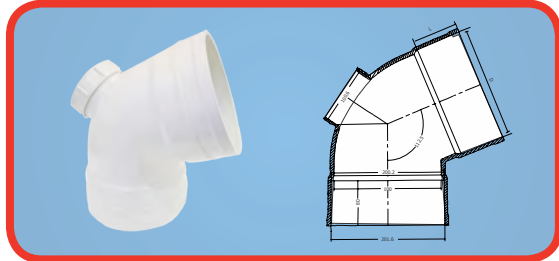
SWV & RAINWATER PIPE FITTINGS (PVC-U)

BEND 68°




PRODUCT CODE	NOM. SIZE (mm)	DIMENSIONS (mm)		
		Angle (θ)	D	L
F-B68-200-WT	200	68.00	200.60	80.20

BEND 68° I/O



PRODUCT CODE	NOM. SIZE (mm)	DIMENSIONS (mm)		
		Angle (θ)	D	L
F-B68 I/O-200-WT	200	68.00	200.81	80.00

DOME FILTER/GRATING



PRODUCT CODE	NOM. SIZE (mm)	DIMENSIONS (mm)	
		D	L
F-DG-110-WT	110	105.70	29.05
F-DG-160-WT	160	148.55	49.30
F-DG-200-WT	200	196.05	61.09



All rights reserved. No part of this book may be reproduced or used in any form or by any means, electronic or mechanical, including photocopying and recording, or by any information storage and retrieval system, except for brief, attributed quotations, without permission in writing from the publisher.