



Intelligent Hybrid System

Aspila TOPAZ

**Key Telephone
User Reference Guide**

Prepared by

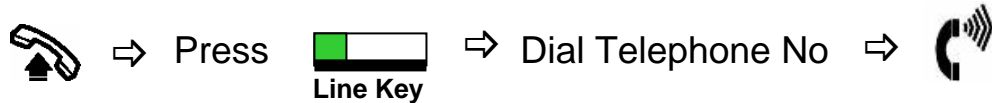
FJT Communications Systems Sdn Bhd

www.fjt.com.my

To Make an Intercom Call



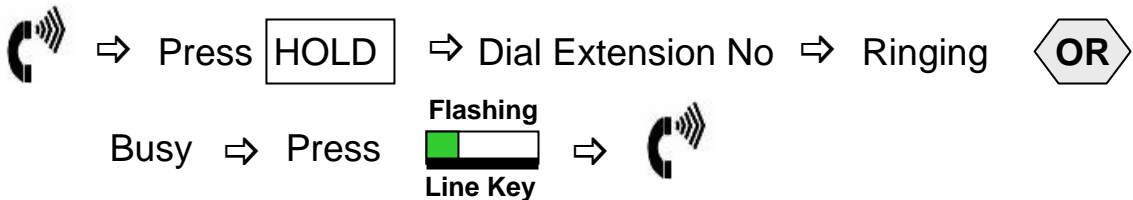
To Make an Outgoing Call



Call Transfer (Supervise)




Call Retrieve (Transfer to Busy or No Answer Extension)



Call Transfer (Un-supervise)



Call Pick-up (Group)





Direct Call Pick-up

 ⇒ Dial ⇒ Dial Ringing Extension n No ⇒ 




Redial (Last Number Redial)

 ⇒ Press ⇒ Wait for Answer ⇒ 



Call Back



 ⇒ Dial Extn No ⇒ Busy Tone ⇒ Press ⇒ 

Add-On Conference (Max 8 Parties)

 ⇒ Press ⇒ Dial Invited Extn No Press 
+ External Telephone No ⇒  ⇒ Press

Call Forward All Calls

 ⇒ Dial ⇒ Destination Extn No ⇒ 
Forward

 ⇒ Dial ⇒ 
Cancel

System Abbreviated Dialing (ABB)








 ⇒ Dial ⇒ Dial ABB Code (000 ~ 999) ⇒ 




Phone Lock / Unlock

 ⇒ Dial   ⇒     ⇒  ⇒ 
4 Digit Personal Code Lock







 ⇒ Dial   ⇒     ⇒  ⇒ 
4 Digit Personal Code Unlock

Set System Abbreviated Dialing (Display Key Telephone)

Press  ⇒ Dial   ⇒    ⇒  ⇒
ABB Code 000 ~ 999

Dial Telephone No ⇒ Press   ⇒ 

Set Personal One Touch Dialing

Press  ⇒ Dial   ⇒ Press  ⇒   ⇒
One Touch Key

Dial  + Telephone No ⇒ Press  ⇒ 

Nothing contained in this user guide shall be deemed to be, and this user guide does not constitute, a warranty of, or representation with respect to, any of the equipment covered. This user guide is subject to change without notice and FJT Communications Systems Sdn Bhd has no obligation to provide any updates or corrections to this user guide. FJT Communications Systems Sdn Bhd reserves the right, without prior notice, to make changes in the equipment's feature access codes as it deems appropriate. No representation is made that this user guide is complete or accurate in all respect and FJT Communications Systems Sdn Bhd shall not be liable for any errors or omissions. In no event shall FJT Communications Systems Sdn Bhd be liable for any incidental or consequential damages in connection with the use of this user guide.