

# ■ III. Push Button & Signalling Device ■

## Power Push Button Switch



● KE Series

Certification Details



Push  
Button &  
Signalling  
Device

Ø8,10,12  
Control  
Switch

Ø16  
Control  
Switch

Ø22,25,30  
Control  
Switch

Cam  
Switch

BOX  
Switch

Main  
Switch

Power Push  
Button  
Switch

Assembly  
Square  
Lamp

Signal  
Tower

Warning  
Light &  
Siren

# KE Series



## Specification

model	rated current	pol & button	operating	frequency	operating material
KE-210	10A 250VAC	3pole 2button	20 / Min. Min. 100,000	Alternate	Steel case
KE-215	15A 250VAC				
KE-230	30A 440VAC				
KEP-215	15A 250VAC				
KE-315	15A 250VAC	3pole for/rev button	0.8N · m (8.16kgf · cm)	Momentary	plastic case
KE-215P	15A 250VAC	3pole 2button			
KE-230P	30A 440VAC				
KE-205P	5A 250VAC	2pole 2button			

### Steel Case

KE-210



KE-215



KE-230



KEP-215



KE-315



### Plastic case

KE-215P



KE-230P



KE-205P

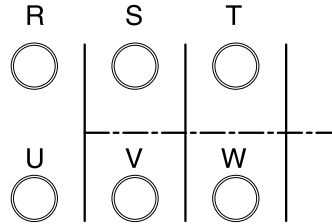
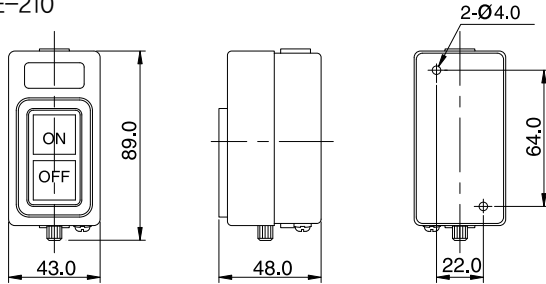


Dimension

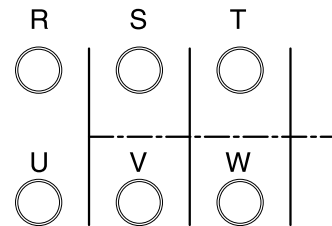
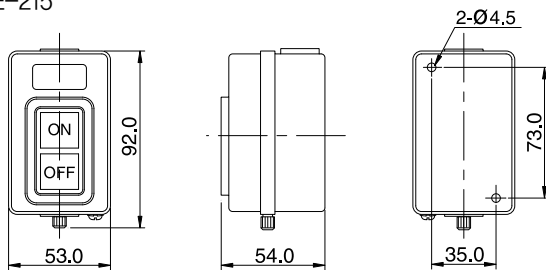
Unit : mm

Steel case

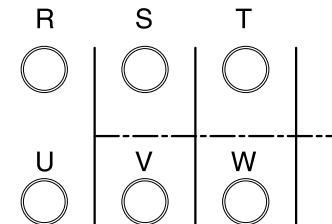
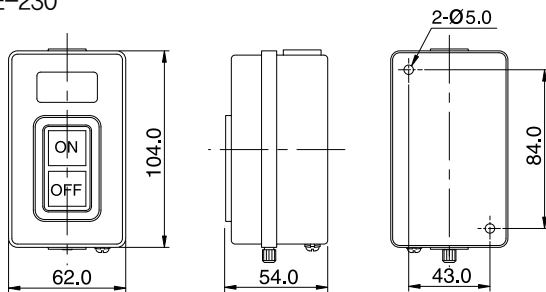
KE-210



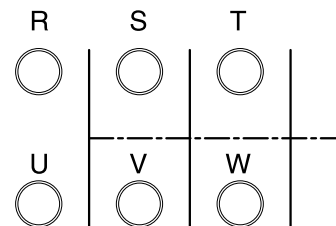
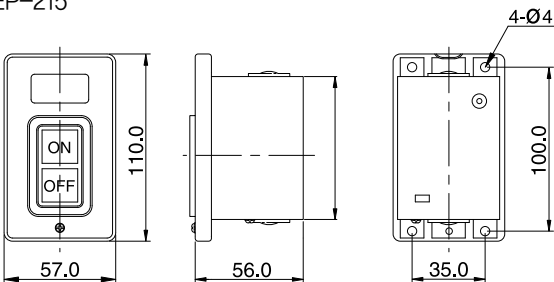
KE-215



KE-230



KEP-215



Push Button & Signalling Device

Ø8,10,12 Control Switch

Ø16 Control Switch

Ø22,25,30 Control Switch

Cam Switch

BOX Switch

Main Switch

Power Push Button Switch

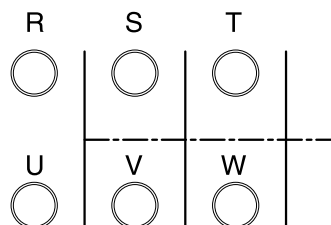
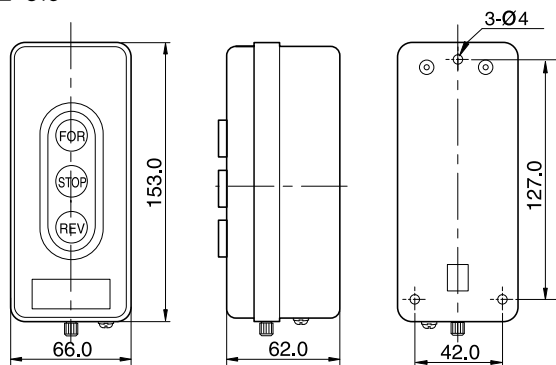
Assembly Square Lamp

Signal Tower

Warning Light & Siren

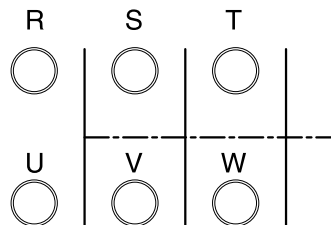
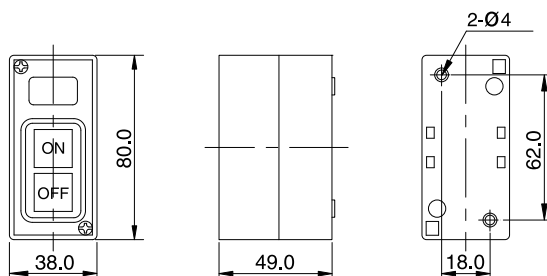
## Steel Case

KE-315

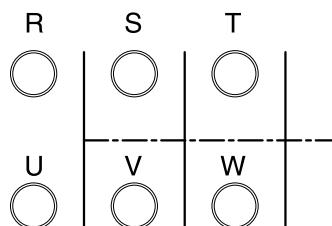
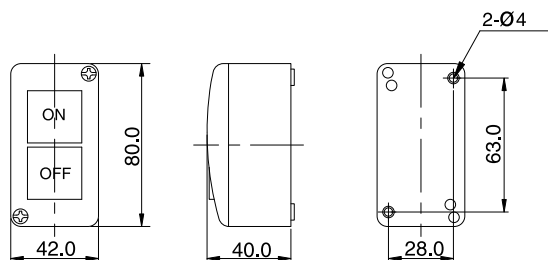


## Plastic Case

KE-215P

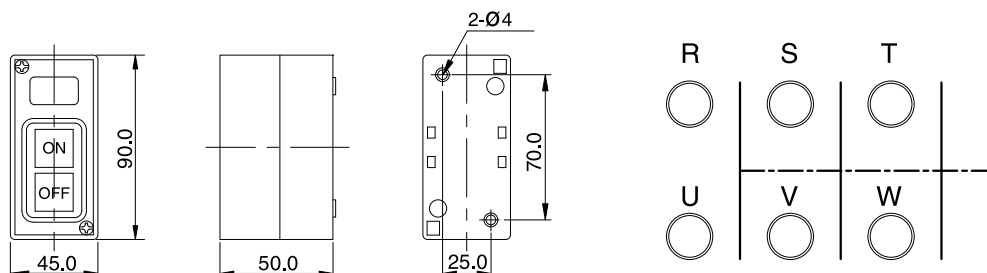


KE-205P



Plastic Case

KE-230P



Caution

- Connect the large current breaker for the large current load above the rating.
  - Use caution for short or open circuits when the product is transported or moved.
  - Consider the ambient environment, e.g., water, oil and dirt.
  - Severe impact or falling matters may cause operating errors.
- ※ Specifications and materials may change without prior notice to improve the product quality.

Push Button & Signalling Device

Ø8,10,12 Control Switch

Ø16 Control Switch

Ø22,25,30 Control Switch

Cam Switch

BOX Switch

Main Switch


Power Push Button Switch

Assembly Square Lamp

Signal Tower

Warning Light & Siren

**Memo**



***KACON***