

■ III. Push Button & Signalling Device ■

Assembly Square Lamp



- SL Series

Certification Details



Push
Button &
Signalling
Device

Ø8,10,12
Control
Switch

Ø16
Control
Switch

Ø22,25,30
Control
Switch

Cam
Switch

BOX
Switch

Main
Switch

Power Push
Button
Switch

Assembly
Square
Lamp

Signal
Tower


Warning
Light &
Siren

SL Series

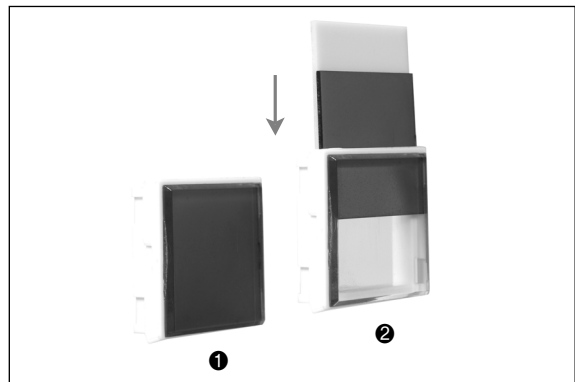


feature

- High-brightness LED
- Built-in dial. Texts can be changed according to the purpose.
- Low power consumption
- Individual attachment
- Light weight with full voltage type, instead of the transformer type



• Two step angle control



• Easy lens and dial replacement

selecting code

SL ① - ② ③ ④

① standard	
30	30 X 30 Size
40	40 X 30 Size

② assembly	
11	1 X 1
	⋮
99	9 X 9
AA	10 X 10
	⋮
FF	16 X 16

③ Color	
R	Red
G	Green
Y	Yellow
B	Blue
W	White

④ voltage	
	110VAC
	220VAC
	24VDC
	110VDC
	125VDC

* DC Type : equipments Test terminal

- : Common terminal
- : Test terminal

specification

model	SL 30	SL 40
LED unit size	30 X 30	30 X 40
lighted	LED	
power consumption	20mA	
Input	LED	12VDC
		24VDC
	coverter	110VAC
		220VAC
color	red, green, yellow, blue, white	
insulation resistance	100M(500VDC)	
dielectric voltage	terminal & non charged metal part : 1500VAC (50/60 Hz) 1Minute	
ambient temperature	-10C ~ +55C	
material case	Bbdy : PC Lens : acylic Screen : noryl	
terminal	torque M3.5 X 7	
max. ass'y	Row	20
Size	Colum	20

Push Button & Signalling Device

Ø8,10,12 Control Switch

Ø16 Control Switch

Ø22,25,30 Control Switch

Cam Switch

BOX Switch

Main Switch

Power Push Button Switch

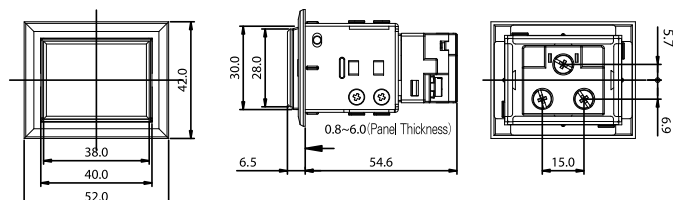
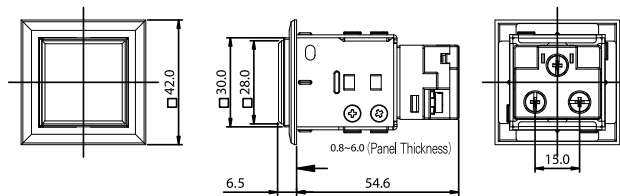
Assembly Square Lamp

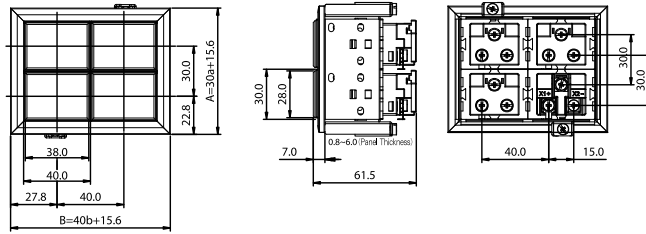
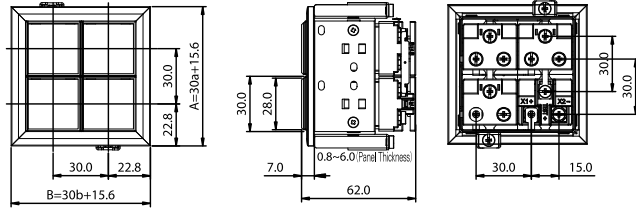
Signal Tower

Warning Light & Siren

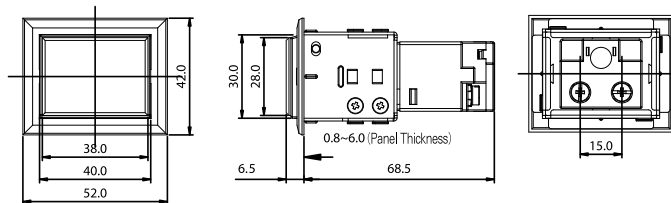
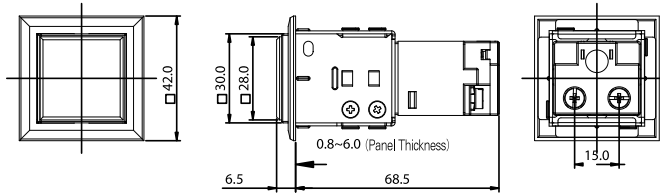
Dimension Unit : mm

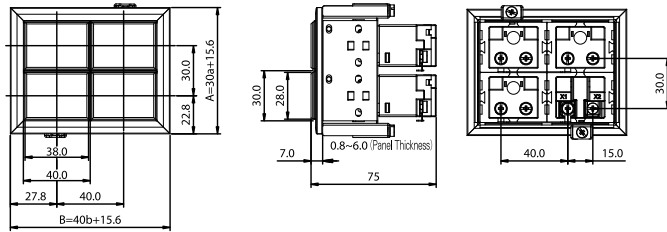
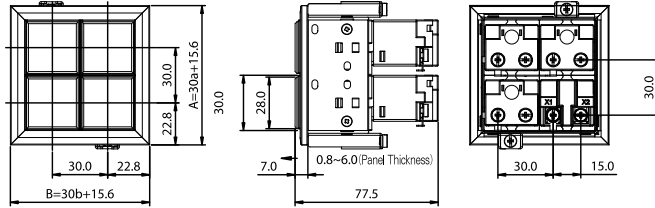
DC Type





AC Type





Push Button & Signalling Device

Ø8,10,12 Control Switch

Ø16 Control Switch

Ø22,25,30 Control Switch

Cam Switch

BOX Switch

Main Switch

Power Push Button Switch

Assembly Square Lamp

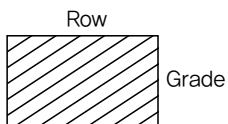
Signal Tower

Warning Light & Siren

screen dimension Unit : mm

SL30	SL40

panel cutting out Unit : mm / n : ea



Category	SL30	SL40
Row	$30 \times n + 6$	$40 \times n + 6$
Grade	$30 \times n + 6$	$30 \times n + 6$

Memo

A large grid area for writing a memo, consisting of a 30x40 grid of small squares. The grid is enclosed in a rounded rectangular border.

KACON