

SURIA/SL

EY623

LED STREET LIGHT



EY623-30W • 60W

EY623-80W • 100W • 120W

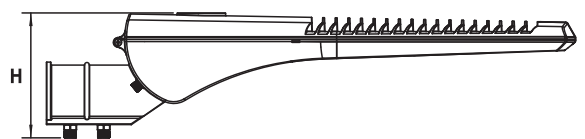
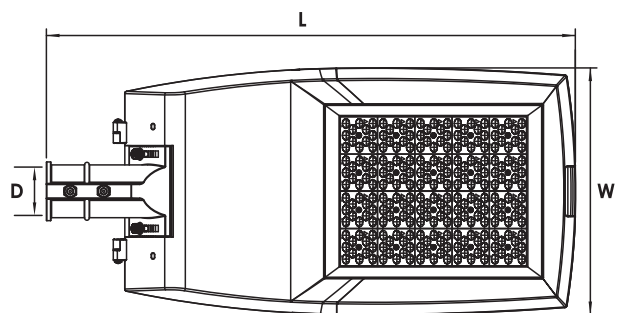
EY623-150W • 165W

PRODUCT FEATURES

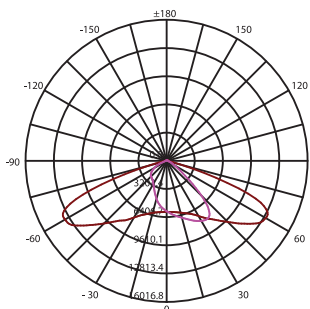
- The high lumen output LED array, provides even lighting from high mounting height
- Tool-less access to lamp compartment for easy maintenance
- ADC 12 high-pressure die cast aluminum body construction for strength and durability
- The IP66 rated sealed fixtures protect it from ingress of water and dust in a harsh outdoor environment
- High efficiency with trusted and reliable LED component

PRODUCT DIMENSION

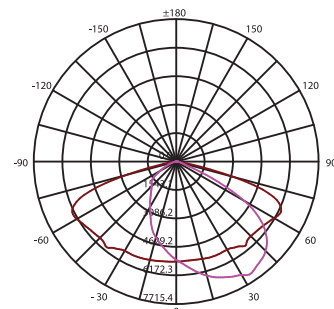
*Typical dimension in mm



PHOTOMETRY/BEAM ANGLE



Type II



Type III

TECHNICAL DATA



IP66

IK08

TOOL-LESS

MODEL NO.	EY623-30W	EY623-60W	EY623-80W	EY623-100W	EY623-120W	EY623-150W	EY623-165W
Power Consumption ±5% (W)	30W	60W	80W	100W	120W	150W	165W
Luminaire Flux ±5% (lm)	4,050 lm	8,100 lm	10,800 lm	14,000 lm	16,200 lm	20,250 lm	22,275
System Efficacy ±5% (lm/W)	135 lm/W	135 lm/W	135 lm/W	140 lm/W	135 lm/W	135 lm/W	135 lm/W
Power Factor (PF)	0.95	0.95	0.95	0.95	0.95	0.95	0.95
LED Driver Model	SS-40V-54	SS-60V-42	SS-80V-42	SS-100V-38	SS-120V-38	SS-150V-38	SS-200V-38
HID Equivalent	70W	150W	250W	250W	250W	400W	400W
Net Weight (kg)	3.86	3.92	6.20	6.40	6.40	8.28	8.28
Gross Weight (kg)	4.44	4.50	7.02	7.28	7.28	9.30	9.30
Spigot Mounting Hole, D (mm)	50	50	60	60	60	60	60
Product Dimension, L x W x H (mm)	527 x 231 x 135	527 x 231 x 135	636 x 292 x 142	636 x 292 x 142	636 x 292 x 142	711 x 332 x 168	711 x 332 x 168
Carton Dimension, L x W x H (mm)	575 x 280 x 175	575 x 280 x 175	680 x 345 x 200	680 x 345 x 200	680 x 345 x 200	765 x 385 x 215	765 x 385 x 215
CBM (m ³)	0.028	0.028	0.047	0.047	0.047	0.063	0.063

Note: The above specified lumen and system efficiency based on standard CCT: 6000K

TECHNICAL SPECIFICATION

ELECTRICAL SYSTEM

- **Input Voltage** : 100 - 240Vac, 50/60Hz
- **Insulation Class** : Class I
- **LED Driver** : SOSEN IP67
- **Additional Surge Protection Devices** : SS SPD for 30W and 60W
SP01 (10kA) for ≥ 80W

LIGHT SOURCE / OPTIC

- **LED Type** : SMD 3030 with TM21 and LM80
- **Color Temperature (CCT)** : Standard 6000K
(3000K, 4000K & others upon request)
- **Color Rendering Index (CRI)** : Ra > 70
(Ra > 80, 90 upon request)
- **Life Time Residual Flux** : (L70), >50,000 hours @ Ta: 40°C
- **Optical System** : PC Lens with Tempered Glass Cover
- **Working Temperature** : Ta : -30°C to +50°C

FIXTURE/HOUSING

- **Ingress Protection (IP)** : IP66
- **Impact Resistance (IK)** : IK08
- **Housing Material** : ADC 12 Die Cast Aluminium
- **Housing Finish** : Akzo Nobel Epoxy
Powder Coating - Black

COMPLIANCE

- **Type Test Compliance (Luminaire)** : EN 60598-1, EN 60598-2-3
EN 62493, IEC/TR 62778
- **EMC Compliance** : EN 61000-3-2, EN61000-3-3
EN 55015, EN 61547
- **LED Compliances Test** : IESNA LM-80
TM-21
- **Ingress Protection Test** : IEC 60529 (IP66)
- **Impact Resistance Test** : IEC 62262 (IK08)
- **RoHS** : IEC 62321

APPLICATION

- Road & Highway • Urban Road & Streets • Residential Streets
- Car Parks • Parks • Riverside • Jogging Track

OPTIONAL FEATURES/ACCESSORIES

- NEMA Photocell / Shorting Cap
- IoT Smart System (NEMA / Zhaga)